

**KIMBALL SCHOOL DISTRICT NO. 7-2  
OF BRULE COUNTY**

**AUDIT REPORT**

FISCAL YEAR JULY 1, 2021, TO JUNE 30, 2022

*Schoenfish & Co., Inc.*

CERTIFIED PUBLIC ACCOUNTANTS

P.O. Box 247

105 EAST MAIN, PARKSTON, SOUTH DAKOTA 57366

KIMBALL SCHOOL DISTRICT NO. 7-2

---

KIMBALL SCHOOL DISTRICT NO. 7-2  
SCHOOL DISTRICT OFFICIALS  
JUNE 30, 2022

BOARD MEMBERS:

Lisa Pazour – President  
Lee Pulse – Vice-President  
Justin Blasius  
Zac Bass  
Kelly Konechne  
Megan Miller  
Carson Pringle

SUPERINTENDENT:

Dr. Chris Noid

BUSINESS MANAGER:

Eileen Kroupa

*Schoenfish & Co., Inc.*

CERTIFIED PUBLIC ACCOUNTANTS  
P.O. Box 247  
105 EAST MAIN, PARKSTON, SOUTH DAKOTA 57366

## TABLE OF CONTENTS

Independent Auditor's Report on Internal Control Over Financial Reporting and on Compliance and Other Matters Based on an Audit of Financial Statements Performed in Accordance with <i>Government Auditing Standards</i> .....	1-2
Independent Auditor's Report on Compliance for Each Major Federal Program and Report on Internal Control Over Compliance Required by the Uniform Guidance.....	3-5
Schedule of Prior Audit Findings and Questioned Costs.....	6
Schedule of Current Audit Findings and Questioned Costs.....	7-9
Independent Auditor's Report .....	10-12
<b>BASIC FINANCIAL STATEMENTS:</b>	
As of and for the Fiscal Year Ended June 30, 2022:	
Government-Wide Financial Statements:	
Statement of Net Position.....	13
Statement of Activities.....	14
Fund Financial Statements:	
Governmental Funds:	
Balance Sheet.....	15
Reconciliation of the Governmental Funds Balance Sheet to the Statement of Net Position.....	16
Statement of Revenues, Expenditures, and Changes In Fund Balance.....	17-19
Reconciliation of the Statement of Revenues, Expenditures, And Changes in Fund Balances to the Government-Wide Statement of Activities.....	20
Proprietary Funds:	
Statement of Net Position.....	21
Statement of Revenues, Expenses, and Changes in Fund Net Position.....	22
Statement of Cash Flows.....	23
Fiduciary Funds:	
Statement of Net Position.....	24
Statement of Changes in Net Position.....	25
Notes to the Financial Statements.....	26-46

*Schoenfish & Co., Inc.*

CERTIFIED PUBLIC ACCOUNTANTS  
P.O. Box 247  
105 EAST MAIN, PARKSTON, SOUTH DAKOTA 57366

TABLE OF CONTENTS  
(Continued)

Required Supplementary Information Other than MD&A:

For the Fiscal Year Ended June 30, 2022 :

Budgetary Comparison Schedules – Budgetary Basis:

General Fund.....	47-48
Capital Outlay Fund.....	49
Special Education Fund.....	50
Notes to the Required Supplementary Information – Budgetary Comparison Schedules.....	51
Schedule of the School District's Proportionate Share of the Net Pension Liability (Asset).....	52
Schedule of the School District Contributions.....	53
Notes to the Required Supplementary Information – Pension Schedules.....	54

Supplementary Information:

Schedule of Expenditures of Federal Awards.....	55-56
---	-------

*Schoenfish & Co., Inc.*

CERTIFIED PUBLIC ACCOUNTANTS

P.O. Box 247

105 EAST MAIN, PARKSTON, SOUTH DAKOTA 57366

**INDEPENDENT AUDITOR'S REPORT ON INTERNAL CONTROL OVER  
FINANCIAL REPORTING AND ON COMPLIANCE AND OTHER MATTERS  
BASED ON AN AUDIT OF FINANCIAL STATEMENTS  
PERFORMED IN ACCORDANCE WITH GOVERNMENT AUDITING STANDARDS**

School Board  
Kimball School District No. 7-2  
Brule County, South Dakota

We have audited, in accordance with auditing standards generally accepted in the United States of America and the standards applicable to financial audits contained in *Government Auditing Standards*, issued by the Comptroller General of the United States, the financial statements of the governmental activities, the business-type activities, the aggregate discretely presented component units, each major fund, and the aggregate remaining fund information of the Kimball School District No. 7-2, South Dakota (School District), as of June 30, 2022 and for the year then ended, and the related notes to the financial statements, which collectively comprise the School District's basic financial statements and have issued our report thereon dated September 21, 2022.

**Internal Control Over Financial Reporting**

In planning and performing our audit of the financial statements, we considered the School District's internal control over financial reporting (internal control) to determine the audit procedures that are appropriate in the circumstances for the purpose of expressing our opinions on the financial statements, but not for the purpose of expressing an opinion on the effectiveness of the School District's internal control. Accordingly, we do not express an opinion on the effectiveness of the School District's internal control.

*A deficiency in internal control* exists when the design or operation of a control does not allow management or employees, in the normal course of performing their assigned functions, to prevent, or detect and correct, misstatements on a timely basis. *A material weakness* is a deficiency, or combination of deficiencies, in internal control such that there is a reasonable possibility that a material misstatement of the School District's financial statements will not be prevented or detected and corrected on a timely basis. *A significant deficiency* is a deficiency, or a combination of deficiencies, in internal control that is less severe than a material weakness, yet important enough to merit attention by those charged with governance.

Our consideration of internal control was for the limited purpose described in the first paragraph of this section and was not designed to identify all deficiencies in internal control that might be material weaknesses or significant deficiencies and therefore, material weaknesses or significant deficiencies may exist that have not been identified. We did identify certain deficiencies in internal control, described in the accompanying Schedule of Current Audit Findings and Questioned Costs as item 2022-001 to be a material weakness.

### Compliance and Other Matters


As part of obtaining reasonable assurance about whether the School District's financial statements are free of material misstatement, we performed tests of its compliance with certain provisions of laws, regulations, contracts and grant agreements, noncompliance with which could have a direct and material effect on the determination of financial statement amounts. However, providing an opinion on compliance with those provisions was not an objective of our audit, and accordingly, we do not express such an opinion. The results of our tests disclosed no instances of noncompliance or other matters that are required to be reported under *Government Auditing Standards*.

### School District's Response to Findings

*Governmental Auditing Standards* requires the auditor to perform limited procedures on the School District's response to the findings identified in our audit. The School District's response to the finding identified in our audit is described in the accompanying Schedule of Current Audit Findings and Questioned Costs. The School District's response was not subjected to the auditing procedures applied in the audit of the financial statements and, accordingly, we express no opinion on the response.

### Purpose of this Report

The purpose of this report is solely to describe the scope of our testing of internal control and compliance and the results of that testing, and not to provide an opinion on the effectiveness of the School District's internal control or on compliance. This report is an integral part of an audit performed in accordance with *Government Auditing Standards* in considering the entity's internal control and compliance. Accordingly, this communication is not suitable for any other purpose. As required by South Dakota Codified Law 4-11-11, this report is a matter of public record and its distribution is not limited.



Schoenfish & Co., Inc.  
Certified Public Accountants  
September 21, 2022

*Schoenfish & Co., Inc.*

CERTIFIED PUBLIC ACCOUNTANTS  
P.O. Box 247  
105 EAST MAIN, PARKSTON, SOUTH DAKOTA 57366

**INDEPENDENT AUDITOR'S REPORT ON COMPLIANCE FOR EACH MAJOR  
FEDERAL PROGRAM AND REPORT ON INTERNAL CONTROL OVER COMPLIANCE  
REQUIRED BY THE UNIFORM GUIDANCE**

School Board  
Kimball School District No. 7-2  
Kimball, South Dakota

**Report on Compliance for Each Major Federal Program**

***Opinion on Each Major Federal Program***

We have audited the Kimball School District No. 7-2, South Dakota (School District), compliance with the types of compliance requirements described in the *U.S. Office of Management and Budget (OMB) Compliance Supplement* that could have a direct and material effect on each of the School District's major federal programs for the year ended June 30, 2022. The School District's major federal programs are identified in the summary of auditor's results section of the accompanying Schedule of Current Audit Findings and Questioned Costs.

In our opinion, the Kimball School District No. 7-2 complied, in all material respects, with the types of compliance requirements referred to above that could have a direct and material effect on each of its major federal programs for the year ended June 30, 2022.

***Basis for Opinion on Each Major Federal Program***

We conducted our audit in accordance with auditing standards generally accepted in the United States of America (GAAS); the standards applicable to financial audits contained in Government Auditing Standards issued by the Comptroller General of the United States (*Government Auditing Standards*); and the audit requirements of *Title 2 U.S. Code of Federal Regulations Part 200, Uniform Administrative Requirements, Cost Principles, and Audit Requirements for Federal Awards* (Uniform Guidance). Our responsibilities under those standards are further described in the Auditor's Responsibilities for the Audit of the Financial Statements section of our report.

We are required to be independent of the School District and to meet our other ethical responsibilities, in accordance with the relevant ethical requirements relating to our audit. We believe that the audit evidence we have obtained is sufficient and appropriate to provide a basis for our opinion on compliance for each major federal program. Our audit does not provide legal determination of the School District's compliance with the compliance requirements referred to above.

***Responsibilities of Management for Compliance***

Management is responsible for compliance with the requirements referred to above and for the design, implementation, and maintenance of effective internal control over compliance with requirements of laws, statutes, regulations, rules and provisions of contracts or grant agreements applicable to School District's federal programs.

### ***Auditor's Responsibilities for the Audit of Compliance***

Our objectives are to obtain reasonable assurance about whether material noncompliance with the compliance requirements referred to above occurred, whether due to fraud or error, and express and opinion on the School District's compliance based on our audit. Reasonable assurance is a high level of assurance but is not absolute assurance and therefore is not a guarantee that an audit conducted in accordance with GAAS, *Government Auditing Standards*, and the Uniform Guidance will always detect a material misstatement when it exists. The risk of not detecting a material misstatement resulting from fraud is higher than for one resulting from error, as fraud may involve collusion, forgery, intentional omissions, misrepresentations, or the override of internal control. Noncompliance with the compliance requirements referred to above is considered material, if there is a substantial likelihood that, individually or in the aggregate, it would influence the judgement made by a reasonable user of the report on compliance about the School District's compliance with the requirements of each major federal program as a whole.

In performing an audit in accordance with GAAS and *Government Auditing Standards*, we

- exercise professional judgment and maintain professional skepticism throughout the audit.
- identify and assess the risks of material misstatement of the financial statements, whether due to fraud or error, and design and perform audit procedures responsive to those risks. Such procedures include examining, on a test basis, evidence regarding the School District's compliance requirements referred to above and performing such other procedures as we considered necessary in the circumstances.
- obtain an understanding of School District's internal control over compliance relevant to the audit in order to design audit procedures that are appropriate in the circumstances and to test and report on internal control over compliance in accordance with the Uniform Guidance, but not for the purpose of expressing an opinion on the effectiveness of the School District's internal control over compliance. Accordingly, no such opinion is expressed.

We are required to communicate with those charged with governance regarding, among other matters, the planned scope and timing of the audit, significant audit findings, and certain internal control-related matters that we identified during the audit.

### ***Report on Internal Control Over Compliance***

Our consideration of internal control over compliance was for the limited purpose described in the Auditor's Responsibilities for the Audit of Compliance section above and was not designed to identify all deficiencies in internal control over compliance that might be material weaknesses or significant deficiencies in internal control over compliance and therefore, material weaknesses or significant deficiencies may exist that were not identified. However, as discussed below, we did identify certain deficiencies in internal control over compliance that we consider to be material weaknesses.

*A deficiency in internal control over compliance* exists when the design or operation of a control does not allow management or employees, in the normal course of performing their assigned functions, to prevent, or detect and correct, noncompliance with a type of compliance requirement of a federal program on a timely basis. A *material weakness* is a deficiency, or combination of deficiencies, in internal control over compliance, such that there is a reasonable possibility that material noncompliance with a type of compliance requirement of a federal program will not be prevented, or detected and corrected, on a timely basis. We consider the deficiencies in internal control over compliance described in the accompanying Schedule of Current Audit Findings and Questioned Costs as item 2022-001 to be a material weakness.

*A significant deficiency in internal control over compliance* is a deficiency, or a combination of deficiencies, in internal control over compliance with a type of compliance requirement of a federal program that is less severe than a material weakness in internal control over compliance, yet important enough to merit attention by those charged with governance.

*Schoenfish & Co., Inc.*

CERTIFIED PUBLIC ACCOUNTANTS  
P.O. Box 247  
105 EAST MAIN, PARKSTON, SOUTH DAKOTA 57366



Our audit was not designed for the purpose of expressing an opinion on the effectiveness of internal control over compliance. Accordingly, no such opinion is expressed.

*Government Auditing Standards* requires the auditor to perform limited procedures on the School District's response to the internal control over compliance findings identified in our audit described in the accompanying Schedule of Current Audit Findings and Questioned Costs. The School District's response was not subjected to the auditing procedures applied in the audit of compliance, and accordingly, we express no opinion on the response.

***Purpose of this Report***

The purpose of this report on internal control over compliance is solely to describe the scope of our testing of internal control over compliance and the results of that testing based on the requirements of the Uniform Guidance. Accordingly, this report is not suitable for any other purpose. As required by South Dakota Codified Law 4-11-11, this report and our report on compliance for each major federal program are matters of public record and their distribution is not limited.



Schoenfish & Co., Inc.  
Certified Public Accountants  
September 21, 2022

*Schoenfish & Co., Inc.*

CERTIFIED PUBLIC ACCOUNTANTS  
P.O. Box 247  
105 EAST MAIN, PARKSTON, SOUTH DAKOTA 57366

---

SCHEDULE OF PRIOR AUDIT FINDINGS AND QUESTIONED COSTSPRIOR FEDERAL AUDIT FINDINGS:Finding Number 2021-001:

A material weakness in internal controls was noted due to a lack of proper segregation of duties for revenues resulting in decreased reliability of reported financial data and increased potential for the loss of public assets. This is a continuing audit comment. This finding has not been corrected and is restated under current audit finding number 2022-001.

Views of Responsible Officials and Planned Corrective Action Plan:

Kimball School District Manager, Eileen Kroupa, is the contact person responsible for the corrective action plan for this finding. This finding is due to the limited number (one) of employees in the district's business office. Staffing the office at an efficient and financially feasible level precludes the hiring of enough personnel to provide an ideal environment for the internal controls.

Kimball School District adopted an Internal Controls and Procedures policy in December 2017 and recently updated it in June 2021. We are aware of the weakness in internal controls and will adhere to policies and procedures we have in place while providing compensating controls and reduce the risk. This will be an ongoing process.

PRIOR OTHER AUDIT FINDINGS:

There were no prior other audit findings except for the lack of proper segregation of duties for revenues reported in finding number 2021-001.

*Schoenfish & Co., Inc.*

CERTIFIED PUBLIC ACCOUNTANTS

P.O. Box 247

105 EAST MAIN, PARKSTON, SOUTH DAKOTA 57366

SCHEDULE OF CURRENT AUDIT FINDINGS AND QUESTIONED COSTSSummary of the Independent Auditor's Results:Financial Statements

- a. An unmodified opinion was issued on the financial statements of the governmental activities, business-type activities, the aggregate discretely presented component units, each major fund, and the aggregate remaining fund information.
- b. A material weakness was disclosed by our audit of the financial statements for a lack of segregation of duties for revenues as discussed in finding number 2022-001.
- c. Our audit did not disclose any noncompliance which was material to the financial statements.

Federal Awards

- d. A material weakness was disclosed for internal control over major federal programs for a lack of segregation of duties affecting the reporting compliance requirement category as discussed in finding number 2022-001.
- e. An unmodified opinion was issued on compliance with the requirements applicable to major programs.
- f. Our audit did not disclose any audit findings that are required to be disclosed in accordance with the 2 CFR 200.516(a) except for a material weakness resulting from the lack of segregation of duties for revenues as discussed in finding number 2021-001.
- g. The federal awards tested as major programs were:
  1. Child Nutrition Cluster:
    - a. School Breakfast Program CFDA No. 10.553
    - b. National School Lunch Program CFDA No. 10.555
    - c. Summer Food Service Program for Children CFDA No. 10.559
  2. Elementary and Secondary School Emergency Relief Fund (ESSER II) CFDA No. 84.425D
- h. The dollar threshold used to distinguish between Type A and Type B federal award programs was \$750,000.
- i. Kimball School District No. 7-2 did not qualify as a low-risk entity.

CURRENT FEDERAL AUDIT FINDINGS:Internal Control – Related Finding – Material Weakness:Finding Number 2022-001:

A material weakness in internal controls was noted due to a lack of proper segregation of duties for revenues which affect the reporting compliance requirement category.

*Schoenfish & Co., Inc.*

CERTIFIED PUBLIC ACCOUNTANTS  
P.O. Box 247  
105 EAST MAIN, PARKSTON, SOUTH DAKOTA 57366

SCHEDULE OF CURRENT AUDIT FINDINGS AND QUESTIONED COSTS  
(Continued)

Major Federal Program:

The major federal programs affected are: School Breakfast Program, CFDA No. 10.553; National School Lunch Program, CFDA No. 10.555; and Summer Food Service Program for Children, CFDA No. 10.559, and ESSER II CFDA No. 84.425D.

Criteria:

Proper segregation of duties results in increased reliability of reported financial data and decreased potential for the loss of public assets.

Condition:

A limited number of employees process all transactions from beginning to end. They also receive and disburse money, issue receipts and checks, post receipts in the accounting records, prepare bank deposits, reconcile bank statements, and prepare financial statements.

Effect:

As a result, there is an increased likelihood that errors could occur and not be detected in a timely manner by employees in the ordinary course of performing their duties.

Identification as a Repeat Finding:

This is a continuing audit comment.

RECOMMENDATION:

1. We recommend that the Kimball School District officials be cognizant of this lack of segregation of duties for revenues and attempt to provide compensating internal controls whenever, and wherever, possible and practical.

CURRENT OTHER AUDIT FINDINGS:

There are no current other audit findings to report except for the lack of segregation of duties for revenues as stated in finding number 2022-001.

CLOSING CONFERENCE

The audit was discussed with the Superintendent and the Business Manager during the course of the audit and on August 9, 2022.

*Schoenfish & Co., Inc.*

CERTIFIED PUBLIC ACCOUNTANTS

P.O. Box 247

105 EAST MAIN, PARKSTON, SOUTH DAKOTA 57366

# **K**imball School District No. 7-2


300 S. East Street • PO Box 479 • Kimball, South Dakota 57355 • 605.778.6231 • Fax 605.778.6393

**Finding Number 2022-001:** Material weakness in internal controls due to a lack of segregation of duties.

**Views of Responsible Officials and Planned Corrective Action Plan:**


Dr Chris Noid is the contact person responsible for the corrective action plan for this finding. This finding is due to the limited number (one) of employees in the district's business office. Staffing the office at an efficient and financially feasible level precludes the hiring of enough personnel to provide an ideal environment for the internal controls.

Kimball School District adopted an Internal Controls and Procedures policy in December 2017 and recently updated it in June 2021. We are aware of the weakness in internal controls and will adhere to policies and procedures we have in place while providing compensating controls to reduce the risk. This will be an ongoing process.



Dr Chris Noid, Superintendent

Date 9/12/2022



Lisa Pazour, Board President

Date 9/12/2022

*"Knowledge is Power"*

## INDEPENDENT AUDITOR'S REPORT

School Board  
Kimball School District No. 7-2  
Kimball, South Dakota

### **Report on the Audit of the Financial Statements**

#### ***Opinions***

We have audited the accompanying financial statements of the governmental activities, the business-type activities, the aggregate discretely presented component units, each major fund, and the aggregate remaining fund information of the Kimball School District No. 7-2, South Dakota (School District), as of June 30, 2022, and for the year then ended, and the related notes to the financial statements, which collectively comprise the School District's basic financial statements as listed in the table of contents.

In our opinion, the accompanying financial statements referred to above present fairly, in all material respects, the respective financial position of the governmental activities, the business-type activities, the aggregate discretely presented component units, each major fund, and the aggregate remaining fund information of the Kimball School District No. 7-2 as of June 30, 2022, and the respective changes in financial position and, where applicable, cash flows thereof for the year then ended in accordance with accounting principles generally accepted in the United States of America.

#### ***Basis for Opinions***

We conducted our audit in accordance with auditing standards generally accepted in the United States of America (GAAS) and the standards applicable to financial audits contained in *Government Auditing Standards* (*Government Auditing Standards*), issued by the Comptroller General of the United States. Our responsibilities under those standards are further described in the Auditor's Responsibilities for the Audit of the Financial Statements section of our report. We are required to be independent of the School District and to meet our other ethical responsibilities, in accordance with the relevant ethical requirements relating to our audit. We believe that the audit evidence we have obtained is sufficient and appropriate to provide a basis for our audit opinions.

#### ***Responsibilities of Management for the Financial Statements***

Management is responsible for the preparation and fair presentation of the financial statements in accordance with accounting principles generally accepted in the United States of America, and for the design, implementation, and maintenance of internal control relevant to the preparation and fair presentation of financial statements that are free from material misstatement, whether due to fraud or error.

In preparing the financial statements, management is required to evaluate whether there are conditions or events, considered in the aggregate, that raise substantial doubt about the School District's ability to continue as a going concern for twelve months beyond the financial statement date, including any currently known information that may raise substantial doubt shortly thereafter.

#### ***Auditor's Responsibilities for the Audit of the Financial Statements***

Our objectives are to obtain reasonable assurance about whether the financial statements as a whole are free from material misstatement, whether due to fraud or error, and to issue an auditor's report that

includes our opinions. Reasonable assurance is a high level of assurance but is not absolute assurance and therefore is not a guarantee that an audit conducted in accordance with GAAS and *Government Auditing Standards* will always detect a material misstatement when it exists. The risk of not detecting a material misstatement resulting from fraud is higher than for one resulting from error, as fraud may involve collusion, forgery, intentional omissions, misrepresentations, or the override of internal control. Misstatements are considered material if there is a substantial likelihood that, individually or in the aggregate, they would influence the judgment made by a reasonable user based on the financial statements.

In performing an audit in accordance with GAAS and *Government Auditing Standards*, we

- exercise professional judgment and maintain professional skepticism throughout the audit.
- identify and assess the risks of material misstatement of the financial statements, whether due to fraud or error, and design and perform audit procedures responsive to those risks. Such procedures include examining, on a test basis, evidence regarding the amounts and disclosures in the financial statements.
- obtain an understanding of internal control relevant to the audit in order to design audit procedures that are appropriate in the circumstances, but not for the purpose of expressing an opinion on the effectiveness of the School District's internal control. Accordingly, no such opinion is expressed.
- evaluate the appropriateness of accounting policies used and the reasonableness of significant accounting estimates made by management, as well as evaluate the overall presentation of the financial statements.
- conclude whether, in our judgment, there are conditions or events, considered in the aggregate, that raise substantial doubt about the School District's ability to continue as a going concern for a reasonable period of time.

We are required to communicate with those charged with governance regarding, among other matters, the planned scope and timing of the audit, significant audit findings, and certain internal control-related matters that we identified during the audit.

### ***Required Supplementary Information***

Accounting principles generally accepted in the United States of America require that the Budgetary Comparison Schedules, the Schedule of the School District's Proportionate Share of the Net Pension Liability (Asset), and the Schedule of the School District Contributions be presented to supplement the basic financial statements. Such information is the responsibility of management and, although not a part of the basic financial statements, is required by the Governmental Accounting Standards Board who considers it to be an essential part of financial reporting for placing the basic financial statements in an appropriate operational, economic, or historical context. We have applied certain limited procedures to the required supplementary information in accordance with auditing standards generally accepted in the United States of America, which consisted of inquiries of management about the methods of preparing the information and comparing the information for consistency with management's responses to our inquiries, the basic financial statements, and other knowledge we obtained during our audit of the basic financial statements. We do not express an opinion or provide any assurance on the information because the limited procedures do not provide us with sufficient evidence to express an opinion or provide any assurance.

The School District has omitted the Management's Discussion and Analysis (MD&A) that accounting principles generally accepted in the United States of America require to be presented to supplement the basic financial statements. Such missing information, although not a part of the basic financial statements, is required by the Governmental Accounting Standards Board who considers it to be an essential part of financial reporting for placing the basic financial statements in an appropriate operational, economic, or historical context. Our opinion on the basic financial statements is not affected by this missing information.

*Schoenfish & Co., Inc.*

CERTIFIED PUBLIC ACCOUNTANTS  
P.O. Box 247  
105 EAST MAIN, PARKSTON, SOUTH DAKOTA 57366

### ***Supplementary Information***

Our audit was conducted for the purpose of forming opinions on the financial statements that collectively comprise the School District's basic financial statements. The Schedule of Expenditures of Federal Awards, which was required by *Title 2 U.S. Code of Federal Regulations Part 200, Uniform Administrative Requirements, Cost Principles, and Audit Requirements for Federal Awards* (Uniform Guidance) is presented for purposes of additional analysis and is not a required part of the basic financial statements. The information has been subjected to the auditing procedures applied in the audit of the basic financial statements and certain additional procedures, including comparing and reconciling in accordance with auditing standards generally accepted in the United States of America. In our opinion, the Schedule of Expenditures of Federal Awards is fairly stated, in all material respects, in relation to the basic financial statements as a whole.

### ***Other Information***

Management is responsible for the other information included in the annual report. The other information comprises the School District Officials but does not include the basic financial statements and our auditor's report thereon. Our opinions on the basic financial statements do not cover the other information, and we do not express an opinion or any form of assurance thereon.

In connection with our audit of the basic financial statements, our responsibility is to read the other information and consider whether a material inconsistency exists between the other information and the basic financial statements, or the other information otherwise appears to be materially misstated. If, based on the work performed, we conclude that an uncorrected material misstatement of the other information exists, we are required to describe it in our report.

### ***Other Reporting Required by Government Auditing Standards***

In accordance with *Government Auditing Standards*, we have also issued our report dated September 21, 2022 on our consideration of the School District's internal control over financial reporting and on our tests of its compliance with certain provisions of laws, regulations, contracts, and grant agreements and other matters. The purpose of that report is solely to describe the scope of our testing of internal control over financial reporting and compliance and the results of that testing, and not to provide an opinion on the effectiveness of the School District's internal control over financial reporting or on compliance. That report is an integral part of an audit performed in accordance with *Government Auditing Standards* in considering School District's internal control over financial reporting and compliance.



Schoenfish & Co., Inc.  
Certified Public Accountants  
September 21, 2022

*Schoenfish & Co., Inc.*

CERTIFIED PUBLIC ACCOUNTANTS  
P.O. Box 247  
105 EAST MAIN, PARKSTON, SOUTH DAKOTA 57366



**KIMBALL SCHOOL DISTRICT NO. 7-2**  
**STATEMENT OF NET POSITION**  
**As of June 30, 2022**

	<b>Primary Government</b>			
	<b>Governmental Activities</b>	<b>Business-Type Activities</b>	<b>Total</b>	<b>Component Unit</b>
<b>ASSETS:</b>				
Cash and Cash Equivalents	4,077,830.18	30,847.18	4,108,677.36	3,954.90
Investments			0.00	105,000.00
Taxes Receivable	970,915.80		970,915.80	
Other Assets	383,378.59	20,656.74	404,035.33	
Inventories	16,244.80	1,111.98	17,356.78	
Restricted Assets:				
Cash and Cash Equivalents	916,666.71		916,666.71	
Net Pension Asset	688,418.87		688,418.87	
Capital Assets:				
Land	357,885.73		357,885.73	
Other Capital Assets, Net of Depreciation	6,608,624.12	7,998.00	6,616,622.12	
<b>TOTAL ASSETS</b>	<b>14,019,964.80</b>	<b>60,613.90</b>	<b>14,080,578.70</b>	<b>108,954.90</b>
<b>DEFERRED OUTFLOWS OF RESOURCES:</b>				
Pension Related Deferred Outflows	944,883.43		944,883.43	
<b>TOTAL DEFERRED OUTFLOWS OF RESOURCES</b>	<b>944,883.43</b>	<b>0.00</b>	<b>944,883.43</b>	<b>0.00</b>
<b>LIABILITIES :</b>				
Accounts Payable	55,724.54	1,021.84	56,746.38	
Other Current Liabilities	304,380.10	5,703.47	310,083.57	
Unearned Revenue		13,782.18	13,782.18	
Noncurrent Liabilities:				
Due Within One Year	401,206.30		401,206.30	
Due in More than One Year	2,396,345.04		2,396,345.04	
<b>TOTAL LIABILITIES</b>	<b>3,157,655.98</b>	<b>20,507.49</b>	<b>3,178,163.47</b>	<b>0.00</b>
<b>DEFERRED INFLOWS OF RESOURCES:</b>				
Taxes Levied for a Future Period	968,193.99		968,193.99	
Pension Related Deferred Inflows	1,334,772.51		1,334,772.51	
<b>TOTAL DEFERRED INFLOWS OF RESOURCES</b>	<b>2,302,966.50</b>	<b>0.00</b>	<b>2,302,966.50</b>	<b>0.00</b>
<b>NET POSITION:</b>				
Net Investment in Capital Assets	5,701,509.85	7,998.00	5,709,507.85	
Restricted for:				
Capital Outlay Purposes	1,778,308.02		1,778,308.02	
Special Education Purposes	241,397.49		241,397.49	
Debt Service Purposes	916,666.71		916,666.71	
SDRS Pension Purposes	298,529.79		298,529.79	
Unrestricted	567,813.89	32,108.41	599,922.30	108,954.90
<b>TOTAL NET POSITION</b>	<b>9,504,225.75</b>	<b>40,106.41</b>	<b>9,544,332.16</b>	<b>108,954.90</b>

The notes to the financial statements are an integral part of this statement.

**KIMBALL SCHOOL DISTRICT NO. 7-2**  
**STATEMENT OF ACTIVITIES**  
**For the Year Ended June 30, 2022**

Functions/Programs	Expenses	Program Revenues			Net (Expense) Revenue and Changes in Net Position		
		Charges for Services	Operating Grants and Contributions	Capital Grants and Contributions	Primary Government		Component Unit
					Governmental Activities	Business-Type Activities	
Primary Government:							
Governmental Activities:							
Instruction	2,228,314.92		363,237.00		(1,865,077.92)	(1,865,077.92)	
Support Services	1,447,504.61	6,188.28	6,947.95	134,531.00	(1,299,837.38)	(1,299,837.38)	
*Interest on Long-Term Debt	25,077.50				(25,077.50)	(25,077.50)	
Cocurricular Activities	179,963.97	243,861.65			63,897.68	63,897.68	
Total Governmental Activities	3,880,861.00	250,049.93	370,184.95	134,531.00	(3,126,095.12)	(3,126,095.12)	
Business-type Activities:							
Food Service	344,047.15	16,187.85	317,192.74			(10,666.56)	
Driver's Education	10,234.87	5,845.00				(4,389.87)	
Preschool	38,620.82	6,000.00				(32,620.82)	
Total Business-type Activities	392,902.84	28,032.85	317,192.74	0.00		(47,677.25)	
Total Primary Government	4,273,763.84	278,082.78	687,377.69	134,531.00	(3,126,095.12)	(3,173,772.37)	
Component Unit:							
Kimball Public Schools Foundation	1,200.00		4,874.34				3,674.34
<b>General Revenues:</b>							
Taxes:							
Property Taxes			2,322,359.57		2,322,359.57		
Utility Taxes			98,658.50		98,658.50		
Revenue from State Sources:							
State Aid			1,408,053.66		1,408,053.66		
Unrestricted Investment Earnings			15,688.73		15,688.73		500.74
Other General Revenues			152,836.09		152,836.09		
Transfers			(37,000.00)		37,000.00	0.00	
Total General Revenues and Transfers			3,960,596.55		3,997,596.55		500.74
Change in Net Position			834,501.43		(10,677.25)		4,175.08
Net Position - Beginning			8,669,724.32		50,783.66		104,779.82
NET POSITION - ENDING			9,504,225.75		40,106.41		108,954.90

\* The District does not have interest expense related to the functions presented above. This amount includes indirect interest expense on general long-term debt.

The notes to the financial statements are an integral part of this financial statement.

**KIMBALL SCHOOL DISTRICT NO. 7-2**  
**BALANCE SHEET**  
**GOVERNMENTAL FUNDS**  
**As of June 30, 2022**

	General Fund	Capital Outlay Fund	Special Education Fund	QZAB Bond Debt Service Fund	Total Governmental Funds
<b>ASSETS:</b>					
Cash and Cash Equivalents	495,722.50	3,309,281.64	272,826.04		4,077,830.18
Taxes Receivable--Current	408,154.56	381,030.73	179,008.70		968,193.99
Taxes Receivable--Delinquent	2,107.68	425.55	188.58		2,721.81
Due from Other Government	383,378.59				383,378.59
Inventories - Materials and Supplies	16,244.80				16,244.80
Restricted Cash and Cash Equivalents				916,666.71	916,666.71
<b>TOTAL ASSETS</b>	<b>1,305,608.13</b>	<b>3,690,737.92</b>	<b>452,023.32</b>	<b>916,666.71</b>	<b>6,365,036.08</b>
<b>LIABILITIES, DEFERRED INFLOWS OF RESOURCES AND FUND BALANCES:</b>					
Liabilities:					
Accounts Payable	23,330.87	31,399.17	994.50		55,724.54
Contracts Payable	224,765.78		24,815.80		249,581.58
Payroll Deductions and Withholdings and Employer Matching Payable	48,991.69		5,806.83		54,798.52
Total Liabilities	297,088.34	31,399.17	31,617.13	0.00	360,104.64
Deferred Inflows of Resources:					
Unavailable Revenue-Property Taxes	2,107.68	425.55	188.58		2,721.81
Taxes Levied for Future Period	408,154.56	381,030.73	179,008.70		968,193.99
Total Deferred Inflows of Resources	410,262.24	381,456.28	179,197.28	0.00	970,915.80
Fund Balances:					
Nonspendable:					
Supply Inventory	16,244.80				16,244.80
Restricted:					
Capital Outlay		3,277,882.47			3,277,882.47
Special Education			241,208.91		241,208.91
Debt Service				916,666.71	916,666.71
Unassigned	582,012.75				582,012.75
Total Fund Balances	598,257.55	3,277,882.47	241,208.91	916,666.71	5,034,015.64
<b>TOTAL LIABILITIES, DEFERRED INFLOWS OF RESOURCES AND FUND BALANCES</b>	<b>1,305,608.13</b>	<b>3,690,737.92</b>	<b>452,023.32</b>	<b>916,666.71</b>	<b>6,365,036.08</b>

The notes to the financial statements are an integral part of this statement.

**KIMBALL SCHOOL DISTRICT NO. 7-2**  
**Reconciliation of the Governmental Funds Balance Sheet to the Statement of Net Position**  
**June 30, 2022**

Total Fund Balances - Governmental Funds	<u>5,034,015.64</u>
Amounts reported for governmental activities in the statement of net position are different because:	
Net pension asset reported in governmental activities is not an available financial resource and therefore is not reported in the funds.	<u>688,418.87</u>
Capital assets used in governmental activities are not financial resources and therefore are not reported in the funds.	<u>6,966,509.85</u>
Pension related deferred outflows are components of pension liability (asset) and therefore are not reported in the funds.	<u>944,883.43</u>
Long-term liabilities, including CO certificates, QZAB bonds payable and accrued leave payable, are not due and payable in the current period and therefore are not reported in the funds.	<u>(2,797,551.34)</u>
Assets, such as taxes receivable that are not available to pay for current period expenditures, are deferred in the funds.	<u>2,721.81</u>
Pension related deferred inflows are components of pension liability (asset) and therefore are not reported in the funds.	<u>(1,334,772.51)</u>
Net Position - Governmental Activities	<u><u>9,504,225.75</u></u>

The notes to the financial statements are an integral part of this statement.

**KIMBALL SCHOOL DISTRICT NO. 7-2**  
**STATEMENT OF REVENUES, EXPENDITURES AND CHANGES IN FUND BALANCES**  
**GOVERNMENTAL FUNDS**

For the Year Ended June 30, 2022

<b>Revenues:</b>	<b>General Fund</b>	<b>Capital Outlay Fund</b>	<b>Special Education Fund</b>	<b>QZAB Bond Debt Service Fund</b>	<b>Total Governmental Funds</b>
Revenue from Local Sources:					
Taxes:					
Ad Valorem Taxes	952,928.28	932,705.15	431,806.17		2,317,439.60
Prior Years' Ad Valorem Taxes	2,793.63	1,791.74	805.85		5,391.22
Utility Taxes	98,658.50				98,658.50
Other Taxes	24.06				24.06
Penalties and Interest on Taxes	826.36	414.44	190.75		1,431.55
Earnings on Investments and Deposits	6,998.99	8,689.74			15,688.73
Cocurricular Activities:					
Admissions	243,861.65				243,861.65
Other Revenue from Local Sources:					
Contributions and Donations	8,194.70	23,000.00	235.00		31,429.70
Charges for Services	5,706.28		482.00		6,188.28
Other	122,863.14	44.68			122,907.82
Revenue from Intermediate Sources:					
County Sources:					
County Apportionment	19,173.57				19,173.57
Revenue from State Sources:					
Grants-in-Aid:					
Unrestricted Grants-in-Aid	1,408,053.66				1,408,053.66
Restricted Grants-in-Aid	4,406.32				4,406.32
Revenue from Federal Sources:					
Grants-in-Aid:					
Restricted Grants-in-Aid Received Directly from Federal Government	16,103.00				16,103.00
Restricted Grants-in-Aid Received from Federal Government Through the State	248,556.63	111,531.00	101,119.00		461,206.63
<b>Total Revenue</b>	<b>3,139,148.77</b>	<b>1,078,176.75</b>	<b>534,638.77</b>	<b>0.00</b>	<b>4,751,964.29</b>

The notes to the financial statements are an integral part of this statement.

**KIMBALL SCHOOL DISTRICT NO. 7-2**  
**STATEMENT OF REVENUES, EXPENDITURES AND CHANGES IN FUND BALANCES**  
**GOVERNMENTAL FUNDS**  
**For the Year Ended June 30, 2022**

	General Fund	Capital Outlay Fund	Special Education Fund	QZAB Bond Debt Service Fund	Total Governmental Funds
<b>Expenditures:</b>					
Instruction:					
Regular Programs:					
Elementary	801,371.37	3,168.31			804,539.68
Middle/Junior High	248,034.40	8,422.55			256,456.95
High School	771,242.19	16,418.55			787,660.74
Special Programs:					
Programs for Special Education			263,205.72		263,205.72
Educationally Deprived	132,902.17				132,902.17
Support Services:					
Students:					
Attendance and Social Work	23,611.71		5,672.16		29,283.87
Guidance	84,667.16		9,807.84		94,475.00
Health	1,148.40				1,148.40
Psychological			29,050.80		29,050.80
Speech Pathology			71,088.72		71,088.72
Student Therapy Services			25,096.40		25,096.40
Instructional Staff:					
Improvement of Instruction	35,182.46				35,182.46
Educational Media	64,260.27	20,073.47			84,333.74
General Administration:					
Board of Education	48,343.71				48,343.71
Executive Administration	79,948.15				79,948.15
School Administration:					
Office of the Principal	151,319.34				151,319.34
Other	480.61				480.61
Business:					
Fiscal Services	98,534.18				98,534.18
Facilities Acquisition and Construction		64,432.20			64,432.20
Operation and Maintenance of Plant	320,230.49	13,124.39			333,354.88
Student Transportation	152,087.14				152,087.14
Food Services	5,753.59				5,753.59
Other	12,523.00				12,523.00

The notes to the financial statements are an integral part of this statement.

**KIMBALL SCHOOL DISTRICT NO. 7-2**  
**STATEMENT OF REVENUES, EXPENDITURES AND CHANGES IN FUND BALANCES**  
**GOVERNMENTAL FUNDS**  
**For the Year Ended June 30, 2022**

<b>Expenditures (Cont.):</b>	<b>General Fund</b>	<b>Capital Outlay Fund</b>	<b>Special Education Fund</b>	<b>QZAB Bond Debt Service Fund</b>	<b>Total Governmental Funds</b>
Support Services (Continued):					
Special Education:					
Administrative Costs			33,258.00		33,258.00
Transportation Costs			100.80		100.80
Debt Services		25,077.50			25,077.50
Cocurricular Activities:					
Male Activities	35,520.93				35,520.93
Female Activities	24,615.92				24,615.92
Transportation	13,103.22				13,103.22
Combined Activities	96,670.14				96,670.14
Capital Outlay		480,712.20			480,712.20
Total Expenditures	3,201,550.55	631,429.17	437,280.44	0.00	4,270,260.16
Excess of Revenue Over (Under) Expenditures	(62,401.78)	446,747.58	97,358.33	0.00	481,704.13
<b>Other Financing Sources:</b>					
Transfers In				87,666.67	87,666.67
Transfers Out	(37,000.00)	(87,666.67)			(124,666.67)
Sale of Surplus Property		2,325.00			2,325.00
Long Term Debt Issued		1,500,000.00			1,500,000.00
Total Other Financing Sources (Uses)	(37,000.00)	1,414,658.33	0.00	87,666.67	1,465,325.00
Net Change in Fund Balances	(99,401.78)	1,861,405.91	97,358.33	87,666.67	1,947,029.13
Fund Balance - Beginning	697,659.33	1,416,476.56	143,850.58	829,000.04	3,086,986.51
FUND BALANCE - ENDING	598,257.55	3,277,882.47	241,208.91	916,666.71	5,034,015.64

The notes to the financial statements are an integral part of this statement.

**KIMBALL SCHOOL DISTRICT NO. 7-2**  
**Reconciliation of the Statement of Revenues, Expenditures and Changes in Fund**  
**Balances to the Government-Wide Statement of Activities**  
**For the Year Ended June 30, 2022**

Net Change in Fund Balances - Total Governmental Funds	<u>1,947,029.13</u>
Amounts reported for governmental activities in the statement of activities are different because:	
This amount represents capital asset purchases which are reported as expenditures on the fund financial statements but increase assets on the government-wide statements.	<u>480,712.20</u>
This amount represents the current year depreciation expense reported in the statement of activities which is not reported on the fund financial statements because it does not require the use of current financial resources.	<u>(240,984.00)</u>
In the statement of activities, gains and losses on disposal of capital assets are reported, whereas, in the governmental funds, the proceeds from the disposal of capital assets is reflected, regardless of whether a gain or loss is realized.	<u>(42,951.34)</u>
The issuance of long-term debt is an other financing source in the fund statements but an increase in long-term liabilities on the government wide statements.	<u>(1,500,000.00)</u>
In both the government-wide and fund financial statements, revenues from property tax levies are applied to finance the budget of a particular period. Accounting for revenues from property tax accruals in the funds' statements differs from the accounting in the government wide statements in that the fund financial statements require the amounts to be "available". This amount reflects the application of both the application period and "availability criteria".	<u>(1,926.86)</u>
Governmental funds recognize expenditures for amounts of compensated absences actually paid to employees with current financial resources during the fiscal year. Amounts of compensated absences earned by employees are not recognized in the funds. In the statement of activities, expenses for these benefits are recognized when the employees earn leave credits.	<u>4,563.17</u>
Revenues in the statement of activities that do not provide current financial resources are not reported as revenues in the funds. (Pension Revenue)	<u>6,054.87</u>
Changes in the pension related deferred outflows/inflows are direct components of pension liability (asset) and are not reflected in the governmental funds.	<u>182,004.26</u>
Change in Net Position of Governmental Activities	<u><u>834,501.43</u></u>

The notes to the financial statements are an integral part of this statement.



**KIMBALL SCHOOL DISTRICT No. 7-2**  
**STATEMENT OF NET POSITION**  
**PROPRIETARY FUNDS**  
**As of June 30, 2022**

	Enterprise Funds		
	Food Service Fund	Driver's Ed/Preschool Fund	Totals
<b>ASSETS:</b>			
Current Assets:			
Cash and Cash Equivalents	20,774.89	10,072.29	30,847.18
Due from State Government	20,656.74		20,656.74
Inventories - Materials and Supplies	158.02		158.02
Inventories - Stores for Resale	832.32		832.32
Inventory of Donated Food	121.64		121.64
Total Current Assets	42,543.61	10,072.29	52,615.90
Noncurrent Assets:			
Capital Assets:			
Machinery and Equipment--Local Funds	62,704.69		62,704.69
Less: Accumulated Depreciation	(54,706.69)		(54,706.69)
Total Noncurrent Assets	7,998.00	0.00	7,998.00
TOTAL ASSETS	50,541.61	10,072.29	60,613.90
<b>LIABILITIES:</b>			
Current Liabilities:			
Accounts Payable	98.00	923.84	1,021.84
Contracts Payable		4,951.60	4,951.60
Payroll Deductions and Withholdings and Employer Matching Payable		751.87	751.87
Unearned Revenue	13,782.18		13,782.18
TOTAL LIABILITIES	13,880.18	6,627.31	20,507.49
<b>NET POSITION:</b>			
Net Investment in Capital Assets	7,998.00		7,998.00
Unrestricted Net Position	28,663.43	3,444.98	32,108.41
TOTAL NET POSITION	36,661.43	3,444.98	40,106.41

The notes to the financial statements are an integral part of this statement.

**KIMBALL SCHOOL DISTRICT NO. 7-2**  
**STATEMENT OF REVENUES, EXPENSES, AND CHANGES IN FUND NET POSITION**  
**PROPRIETARY FUNDS**  
**For the Year Ended June 30, 2022**

	<b>Enterprise Funds</b>		
	<b>Food Service Fund</b>	<b>Driver's Ed/ Preschool Fund</b>	<b>Totals</b>
<b>Operating Revenue:</b>			
Food Sales:			
Student	14,920.45		14,920.45
Other Charges for Goods and Services	1,267.40		1,267.40
Driver's Education		5,845.00	5,845.00
Preschool		6,000.00	6,000.00
Total Operating Revenue	16,187.85	11,845.00	28,032.85
<b>Operating Expenses:</b>			
Food Service			
Salaries	107,389.39		107,389.39
Employee Benefits	17,429.06		17,429.06
Purchased Services	117,053.49		117,053.49
Supplies	2,386.46		2,386.46
Cost of Sales - Purchased	75,955.68		75,955.68
Cost of Sales - Donated	18,794.72		18,794.72
Cost of Sales - Donated - Local	3,511.35		3,511.35
Depreciation	1,527.00		1,527.00
Driver's Education		10,234.87	10,234.87
Preschool		38,620.82	38,620.82
Total Operating Expenses	344,047.15	48,855.69	392,902.84
Operating Income (Loss)	(327,859.30)	(37,010.69)	(364,869.99)
<b>Nonoperating Revenue:</b>			
State Grants	642.29		642.29
Federal Grants	294,822.55		294,822.55
Donated Food - Federal	18,216.55		18,216.55
Donated Food - Local	3,511.35		3,511.35
Total Nonoperating Revenue (Expense)	317,192.74	0.00	317,192.74
Income (Loss) Before Transfers	(10,666.56)	(37,010.69)	(47,677.25)
Transfers In		37,000.00	37,000.00
Change in Net Position	(10,666.56)	(10.69)	(10,677.25)
Net Position - Beginning	47,327.99	3,455.67	50,783.66
NET POSITION - ENDING	36,661.43	3,444.98	40,106.41

The notes to the financial statements are an integral part of this statement.

**KIMBALL SCHOOL DISTRICT NO. 7-2**  
**STATEMENT OF CASH FLOWS**  
**PROPRIETARY FUNDS**  
**For the Year Ended June 30, 2022**

	<b>Enterprise Funds</b>		
	<b>Food Service Fund</b>	<b>Driver's Ed/ Preschool Fund</b>	<b>Totals</b>
<b>Cash Flows from Operating Activities:</b>			
Cash Receipts from Customers	14,600.65	11,845.00	26,445.65
Cash Payments to Employees for Services	(124,818.45)	(45,715.26)	(170,533.71)
Cash Payments to Suppliers of Goods and Services	(195,819.19)	(2,088.35)	(197,907.54)
Net Cash Provided (Used) by Operating Activities	(306,036.99)	(35,958.61)	(341,995.60)
<b>Cash Flows from Noncapital Financing Activities:</b>			
Transfers from General Fund		37,000.00	37,000.00
Operating Grants	293,067.16		293,067.16
Net Cash Provided (Used) from Noncapital Financing Activities	293,067.16	37,000.00	330,067.16
Net Increase (Decrease) in Cash and Cash Equivalents	(12,969.83)	1,041.39	(11,928.44)
Cash and Cash Equivalents at Beginning of Year	33,744.72	9,030.90	42,775.62
CASH AND CASH EQUIVALENTS AT END OF YEAR	20,774.89	10,072.29	30,847.18
<b>RECONCILIATION OF OPERATING INCOME (LOSS) TO NET CASH PROVIDED (USED) BY OPERATING ACTIVITIES:</b>			
Operating Income (Loss)	(327,859.30)	(37,010.69)	(364,869.99)
Adjustments to Reconcile Operating Income to Net Cash Provided (Used) by Operating Activities:			
Depreciation Expense	1,527.00		1,527.00
Value of Donated Commodities Used	22,306.07		22,306.07
(Increase) decrease in Inventories	297.54		297.54
(Decrease) increase in Accounts and Other Payables	(721.10)	923.84	202.74
(Decrease) increase in Accrued Wages Payable		128.24	128.24
(Decrease) increase in Unearned Revenue	(1,587.20)		(1,587.20)
Net Cash Provided (Used) by Operating Activities	(306,036.99)	(35,958.61)	(341,995.60)
<b>Noncash Investing, Capital and Financing Activities:</b>			
Value of Commodities Received	21,727.90		21,727.90

The notes to the financial statements are an integral part of this statement.

**KIMBALL SCHOOL DISTRICT NO. 7-2**  
**STATEMENT OF NET POSITION**  
**FIDUCIARY FUNDS**  
**As of June 30, 2022**

	<u>Private-Purpose Trust Funds</u>	<u>Custodial Funds</u>
<b>ASSETS:</b>		
Cash and Cash Equivalents	20,576.42	23,119.59
Investments in Certificates of Deposit	71,816.46	40,000.00
<b>TOTAL ASSETS</b>	<u>92,392.88</u>	<u>63,119.59</u>
<b>NET POSITION:</b>		
Restricted for:		
Organizations		63,119.59
Held in Trust for Scholarships	92,392.88	
<b>TOTAL NET POSITION</b>	<u>92,392.88</u>	<u>63,119.59</u>

The notes to the financial statements are an integral part of this statement.

**KIMBALL SCHOOL DISTRICT NO. 7-2**  
**STATEMENT OF CHANGES IN NET POSITON**  
**FIDUCIARY FUNDS**  
**For the Year Ended June 30, 2022**

	<b>Private-Purpose Trust Funds</b>	<b>Custodial Funds</b>
<b>ADDITIONS:</b>		
Contributions and Donations	19,790.04	
Net Investment Earnings	100.88	
Collections for Student Activities		141,706.17
Other Additions		29,458.33
Total Additions	19,890.92	171,164.50
<b>DEDUCTIONS:</b>		
Trust Deductions for Scholarships	17,000.00	
Payments for Student Activities		141,807.96
Other Deductions		29,256.42
Total Deductions	17,000.00	171,064.38
Change in Net Position	2,890.92	100.12
Net Position - Beginning	89,501.96	63,019.47
NET POSITON - ENDING	92,392.88	63,119.59

The notes to the financial statements are an integral part of this statement.

---

## NOTES TO THE FINANCIAL STATEMENTS

### 1. SUMMARY OF SIGNIFICANT ACCOUNTING POLICIES

The accounting policies of the School District conform to generally accepted accounting principles applicable to government entities in the United States of America.

#### a. Financial Reporting Entity:

The reporting entity of Kimball School District No. 7-2 (School District) consists of the primary government (which includes all of the funds, organizations, institutions, agencies, departments, and offices that make up the legal entity, plus those funds for which the primary government has a fiduciary responsibility, even though those fiduciary funds, may represent organizations that do not meet the criteria for inclusion in the financial reporting entity); those organizations for which the primary government is financially accountable; and other organizations for which the nature and significance of their relationship with the primary government are such that their exclusion would cause the financial reporting entity's financial statements to be misleading or incomplete.

Component units are legally separate organizations for which the elected officials of the primary government are financially accountable. The School District is financially accountable if its Governing Board appoints a voting majority of another organization's governing body and it has the ability to impose its will on that organization, or there is a potential for that organization to provide specific financial benefits to, or impose specific financial burdens on, the School District (primary government). The School District may also be financially accountable for another organization if that organization is fiscally dependent on the School District.

The Kimball Public Schools Foundation of Kimball, South Dakota (Foundation) is a proprietary fund-type, discretely-presented component unit. The members of the Foundation are appointed by the Governing Board. The Foundation elects its own chairperson and recruits and employs its own management personnel and other workers. The Governing Board, though, retains the statutory authority to approve or deny or otherwise modify the Foundation's plans to further educational development of Kimball School students, staff, and graduates. Separately issued financial statements of the Kimball Public Schools Foundation may be obtained from: Kimball Public Schools Foundation, P.O. Box 479, Kimball, SD 57355.

The School District participates in the Mid-Central Educational Cooperative with twelve other school districts and the Core Educational Cooperative with eleven other school districts. See detailed note entitled "Joint Ventures" for specific disclosures. Joint ventures do not meet the criteria for inclusion in the financial reporting entity as a component unit, but are discussed in these notes because of the nature of their relationship with the School District.

#### b. Basis of Presentation:

##### Government-wide Financial Statements:

The Statement of Net Position and Statement of Activities display information about the reporting entity as a whole. They include all funds of the reporting entity except for fiduciary funds. The statements distinguish between governmental and business-type activities and discretely presented component units. Governmental activities generally are financed through taxes, intergovernmental revenues, and other non-exchange revenues. Business-type activities are financed in whole or in part by fees charged to external parties for goods or services. Discretely presented component units are legally separate organizations that meet certain criteria, as described in note 1.a., above, and may be classified as either governmental or business-type activities. See the discussion of individual component units in Note 1.a., above.

The Statement of Net Position reports all financial and capital resources, in a net position form (assets minus liabilities equal net position). Net position is displayed in three components, as applicable, net investment in capital assets, restricted (distinguishing between major categories of restrictions), and unrestricted.

NOTES TO THE FINANCIAL STATEMENTS  
(Continued)

The Statement of Activities presents a comparison between direct expenses and program revenues for each segment of the business-type activities of the School District and for each function of the School District's governmental activities. Direct expenses are those that are specifically associated with a program or function and, therefore, are clearly identifiable to a particular function. Program revenues include (a) charges paid by recipients of goods and services offered by the programs and (b) grants and contributions that are restricted to meeting the operational or capital requirements of a particular program. Revenues that are not classified as program revenues, including all taxes, are presented as general revenues.

**Fund Financial Statements:**

Fund financial statements of the reporting entity are organized into funds, each of which is considered to be a separate accounting entity. Each fund is accounted for by providing a separate set of self-balancing accounts that constitute its assets, liabilities, fund equity, revenues, and expenditures/expenses. Funds are organized into three major categories: governmental, proprietary, and fiduciary. An emphasis is placed on major funds within the governmental and proprietary categories. A fund is considered major if it is the primary operating fund of the School District or it meets the following criteria:

1. Total assets, liabilities, revenues, or expenditures/expenses of the individual governmental or enterprise fund are at least 10 percent of the corresponding total for all funds of that category or type, and
2. Total assets, liabilities, revenues, or expenditures/expenses of the individual governmental or enterprise fund are at least 5 percent of the corresponding total for all governmental and enterprise funds combined, or
3. Management has elected to classify one or more governmental or enterprise funds as major for consistency in reporting from year to year, or because of public interest in the fund's operations.

The funds of the School District financial reporting entity are described below within their respective fund types:

**Governmental Funds:**

**General Fund** – A fund established by South Dakota Codified Laws (SDCL) 13-16-3 to meet all the general operational costs of the school district, excluding capital outlay fund and special education fund expenditures. The General Fund is always a major fund.

**Special Revenue Fund Types** – special revenue funds are used to account for the proceeds of specific revenue sources that are legally restricted to expenditures for specified purposes.

**Capital Outlay Fund** – A fund established by SDCL 13-16-6 to meet expenditures which result in the lease of, acquisition of or additions to real property, plant or equipment, textbooks and instructional software. This fund is financed by property taxes. This is a major fund.

**Special Education Fund** – A fund established by SDCL 13-37-16 to pay the costs for the special education of all children in need of special assistance and prolonged assistance who reside within the district. This fund is financed by grants and property taxes. This is a major fund.

**Debt Service Fund Types** – debt service funds are used to account for the accumulation of resources for, and the payment of, general long-term debt principal, interest, and related costs.

NOTES TO THE FINANCIAL STATEMENTS  
(Continued)

The QZAB Bond Debt Service Fund – A fund established by SDCL 13-16-13 to account for the bond escrow payments to be used for the future payment of principal on Qualified Zone Academy Bonds. This is a major fund.

**Proprietary Funds:**

Enterprise Fund Types – Enterprise funds may be used to report any activity for which a fee is charged to external users for goods or services. Activities are required to be reported as enterprise funds if any one of the following criteria is met.

- a. The activity is financed with debt that is secured solely by a pledge of the net revenues from fees and charges of the activity. Debt that is secured by a pledge of net revenues from fees and charges and the full faith and credit of a related primary government or component unit—even if that government is not expected to make any payments—is not payable solely from fees and charges of the activity. (Some debt may be secured, in part, by a portion of its own proceeds but should be considered as payable "solely" from the revenues of the activity.)
- b. Laws or regulations require that the activity's costs of providing services, including capital costs (such as depreciation or debt service), be recovered with fees and charges, rather than with taxes or similar revenues.
- c. The pricing policies of the activity establish fees and charges designed to recover its costs, including capital costs (such as depreciation or debt service).

Food Service Fund – A fund used to record financial transactions related to food service operations. This fund is financed by user charges and grants. This is a major fund.

Driver's Ed/Preschool School Fund – The Driver's Ed/Preschool Fund is an enterprise fund maintained by the School District. This fund is financed by user charges. This is a major fund.

**Fiduciary Funds:**

Fiduciary funds consist of the following sub-categories and are never considered to be major funds.

Private-purpose Trust Funds – Private-purpose trust funds are used to account for all other trust arrangements under which principal and income benefit individuals, private organizations, or other governments.

The School District maintains the following private-purpose trust funds:

Scholarship trusts – trusts established by donors to provide for college scholarships to graduating students.

Custodial Funds – Custodial funds are used to report fiduciary activities that are not required to be reported in pension (and other employee benefit) trust funds, investment trust funds, or private-purpose trust funds. The School District maintains custodial funds to hold assets as an agent in a trustee capacity for various classes and clubs.



NOTES TO THE FINANCIAL STATEMENTS  
(Continued)

c. Measurement Focus and Basis of Accounting:

Measurement focus is a term used to describe "how" transactions are recorded within the various financial statements. Basis of accounting refers to "when" revenues and expenditures or expenses are recognized in the accounts and reported in the financial statements, regardless of the measurement focus.

**Measurement Focus:**

Government-wide Financial Statements:

In the government-wide Statement of Net Position and Statement of Activities, both governmental and business-type activities are presented using the economic resources measurement focus, applied on the accrual basis of accounting.

Fund Financial Statements:

In the fund financial statements, the "current financial resources" measurement focus and the modified accrual basis of accounting are applied to governmental funds, while the "economic resources" measurement focus and the accrual basis of accounting are applied to the proprietary and fiduciary funds.

**Basis of Accounting:**

Government-wide Financial Statements:

In the government-wide Statement of Net Position and Statement of Activities, governmental, business-type activities, and component unit are presented using the accrual basis of accounting. Under the accrual basis of accounting, revenues and related assets generally are recorded when earned (usually when the right to receive cash vests); and, expenses and related liabilities are recorded when an obligation is incurred (usually when the obligation to pay cash in the future vests).

Fund Financial Statements:

All governmental funds are accounted for using the modified accrual basis of accounting. Their revenues, including property taxes, generally are recognized when they become measurable and available. "Available" means resources are collected or to be collected soon enough after the end of the fiscal year that they can be used to pay all the bills of the current period. The accrual period does not exceed one bill-paying cycle, and for the Kimball School District No. 7-2, the length of that cycle is 60 days. The revenues, which are accrued at June 30, 2022, are state grants, utility taxes, and miscellaneous revenue.

Under the modified accrual basis of accounting, receivables may be measurable but not available. Available means collectible within the current period or soon enough thereafter to be used to pay liabilities of the current period. Unavailable revenues, where asset recognition criteria have been met, but for which revenue recognition criteria have not been met, are reported as a deferred inflow of resources.

Expenditures generally are recognized when the related fund liability is incurred. Exceptions to this general rule include principal and interest on general long-term debt which are recognized when due.

All proprietary funds and fiduciary funds are accounted for using the accrual basis of accounting. Their revenues are recognized when they are earned, and their expenses are recognized when they are incurred.

See Independent Auditor's Report.

NOTES TO THE FINANCIAL STATEMENTS  
(Continued)

d. Deposits and Investments:

For the purpose of financial reporting, "cash and cash equivalents" includes all demand and savings accounts and certificates of deposit or short-term investments with a term to maturity at date of acquisition of three months or less. Investments in open-end mutual fund shares, or similar investments in external investment pools, are also considered to be cash equivalents.

Investments classified in the financial statements consist entirely of certificates of deposit whose term to maturity at date of acquisition exceeds three months, and/or those types of investment authorized by South Dakota Codified Laws (SDCL) 4-5-6.

e. Capital Assets:

Capital assets include land, buildings, machinery and equipment, and all other tangible or intangible assets that are used in operations and that have initial useful lives extending beyond a single reporting period.

The accounting treatment over capital assets depends on whether the assets are used in governmental fund operations or proprietary fund operations and whether they are reported in the government-wide or fund financial statements.

Government-Wide Statements

All capital assets are valued at historical cost or estimated historical cost, if actual historical cost is not available. Donated capital assets are valued at their estimated acquisition value on the date donated.

Interest costs incurred during the construction of general capital assets are not capitalized along with other capital asset costs.

Depreciation of all exhaustible capital assets is not recorded as an allocated expense in the government-wide Statement of Activities, with net capital assets reflected in the Statement of Net Position. Capitalization thresholds (the dollar values above which asset acquisitions are added to the capital asset accounts), depreciation methods, and estimated useful lives of capital assets reported in the government-wide statements and proprietary funds are as follows:

	Capitalization Threshold	Depreciation Method	Estimated Useful Life
Land	\$ 0.00	N/A	N/A
Buildings	\$ 25,000.00	Straight-Line	15-50 yrs.
Machinery & Automotive Equipment	\$ 5,000.00	Straight-Line	4-20 yrs.
Food Service Equipment	\$ 500.00	Straight-Line	12 yrs.

Land is an inexhaustible capital asset and is not depreciated.

Fund Financial Statements

In the fund financial statements, capital assets used in governmental fund operations are accounted for as capital expenditures of the governmental fund upon acquisition. Capital assets used in proprietary fund operations are accounted for on the accrual basis, the same as in the government-wide statements.

See Independent Auditor's Report.

NOTES TO THE FINANCIAL STATEMENTS  
(Continued)

f. Long-Term Liabilities:

The accounting treatment of long-term liabilities depends on whether the assets are used in governmental fund operations or proprietary fund operations and whether they are reported in the government-wide statements.

All long-term liabilities to be repaid from governmental and business-type resources are reported as liabilities in the government-wide statements. The long-term liabilities primarily consist of QZAB bonds and compensated absences.

In the fund financial statements, debt proceeds are reported as revenues (other financing sources), while payments of principal and interest are reported as expenditures when they become due. The accounting for proprietary fund long-term debt is on the accrual basis, the same in the fund statements as in the government-wide statements.

g. Program Revenues:

In the Government-wide Statement of Activities, reported program revenues derive directly from the program itself or from parties other than the School District's taxpayers or citizenry, as a whole. Program revenues are classified into three categories, as follows:

1. Charges for services – These arise from charges to customers, applications, or others who purchase, use, or directly benefit from the goods, services, or privileges provided, or are otherwise directly affected by the services.
2. Program-specific operating grants and contributions – These arise from mandatory and voluntary non-exchange transactions with other governments, organizations, or individuals that are restricted for use in a particular program.
3. Program-specific capital grants and contributions – These arise from mandatory and voluntary non-exchange transactions with other governments, organizations, or individuals that are restricted for the acquisition of capital assets for use in a particular program.

h. Proprietary Funds Revenue and Expense Classifications:

In the proprietary fund's Statement of Activities, revenues and expenses are classified in a manner consistent with how they are classified in the Statement of Cash Flows. That is, transactions for which related cash flows are reported as capital and related financing activities, non-capital financing activities, or investing activities are not reported as components of operating revenues and expenses.

i. Cash and Cash Equivalents:

The School District pools its cash resources for depositing and investing purposes. Accordingly, the enterprise fund has access to its cash resources on demand. Accordingly, all reported enterprise fund deposit and investment balances are considered to be cash equivalents for the purpose of the Statement of Cash Flows.

NOTES TO THE FINANCIAL STATEMENTS  
(Continued)

j. Equity Classifications:

Government-wide Statements:

Equity is classified as net position and is displayed in three components.

1. Net investment in capital assets – Consists of capital assets, including restricted capital assets, net of accumulated depreciation (if applicable) and reduced by the outstanding balances of any bonds, mortgages, notes, or other borrowings that are attributable to the acquisition, construction, or improvement of those assets.
2. Restricted net position – Consists of net position with constraints placed on their use either by (a) external groups such as creditors, grantors, contributors, or laws and regulations of other governments; or (b) law through constitutional provisions or enabling legislation.
3. Unrestricted net position – All other net position that do not meet the definition of "restricted" or "net investment in capital assets."

Fund Financial Statements:

Governmental fund equity is classified as fund balance, and is distinguished between Nonspendable, Restricted, Committed, Assigned or Unassigned components. Proprietary fund equity is classified the same as in the government-wide financial statements. Fiduciary fund equity is reported as net position held in trust for other purposes.

k. Application of Net Position:

It is the School District's policy to first use restricted net position, prior to the use of unrestricted net position, when an expense is incurred for purposes for which both restricted and unrestricted net position are available.

l. Fund Balance Classification Policies and Procedures:

In accordance with Government Accounting Standards Board (GASB) No. 54, Fund Balance Reporting and Governmental Fund Type Definitions, the School District classifies governmental fund balances as follows:

- Nonspendable – includes fund balance amounts that cannot be spent either because it is not in spendable form or because of legal or contractual constraints.
- Restricted – includes fund balance amounts that are constrained for specific purposes which are externally imposed by providers, such as creditors or amounts constrained due to constitutional provisions or enabling legislation.
- Committed – includes fund balance amounts that are constrained for specific purposes that are internally imposed by the government through formal action of the highest level of decision-making authority and does not lapse at year-end.
- Assigned – includes fund balance amounts that are intended to be used for specific purposes that are neither considered restricted or committed. Fund Balance may be assigned by the Business Manager.
- Unassigned – includes positive fund balance within the General Fund which has not been classified within the above-mentioned categories and negative fund balances in other governmental funds.

The School District uses restricted/committed amounts first when both restricted and unrestricted fund balance is available unless there are legal documents/contracts that prohibit doing this, such as a grant

NOTES TO THE FINANCIAL STATEMENTS  
(Continued)

agreement requiring dollar for dollar spending. Additionally, the School District would first use committed, then assigned, and lastly unassigned amounts of unrestricted fund balance when expenditures are made.

The School District does not have a formal minimum fund balance policy.

The purpose of each major special revenue fund and revenue source is listed below:

<u>Major Special Revenue Fund:</u>	<u>Revenue Source:</u>
Capital Outlay Fund	Real Estate Taxes and Grants
Special Education Fund	Real Estate Taxes and Grants

m. Pensions:

For purposes of measuring the net pension liability (asset), deferred outflows of resources and deferred inflows of resources related to pensions, and pension expense (revenue), information about the fiduciary net position of the South Dakota Retirement System (SDRS) and additions to/deletions from SDRS's fiduciary net position have been determined on the same basis as they are reported by SDRS. School District contributions and net pension liability (asset) are recognized on an accrual basis of accounting.

2. DEPOSITS AND INVESTMENTS CREDIT RISK, CONCENTRATIONS OF CREDIT RISK AND INTEREST RATE RISK

The School District follows the practice of aggregating the cash assets of various funds to maximize cash management efficiency and returns. Various restrictions on deposits and investments are imposed by statutes. These restrictions are summarized as follows:

**Deposits** – The School District's deposits are made in qualified public depositories as defined by SDCL 4-6A-1, 13-16-15, 13-16-15.1 and 13-16-18.1. Qualified depositories are required by SDCL 4-6A-3 to maintain at all times, segregated from their other assets, eligible collateral having a value equal to at least 100 percent of the public deposit accounts which exceed deposit insurance such as the FDIC and NCUA. In lieu of pledging eligible securities, a qualified public depository may furnish irrevocable standby letters of credit issued by federal home loan banks accompanied by written evidence of that bank's public debt rating which may not be less than "AA" or a qualified public depository may furnish a corporate surety bond of a corporation authorized to do business in South Dakota.

**Investments** – In general, SDCL 4-5-6 permits school district funds to be invested only in (a) securities of the United States and securities guaranteed by the United States Government either directly or indirectly; or (b) repurchase agreements fully collateralized by securities described in (a) above; or in shares of an open-end, no-load fund administered by an investment company whose investments are in securities described in (a) above and repurchase agreements described in (b) above. Also, SDCL 4-5-9 requires investments to be in the physical custody of the political subdivision or may be deposited in a safekeeping account with any bank or trust company designated by the political subdivision as its fiscal agent.

As of June 30, 2022, the School District did not have any investments. The investments reported in the financial statements consist of only certificates of deposit.

**Credit Risk** – State law limits eligible investments for the School District, as discussed above. The School District has no investment policy that would further limit its investment choices.

NOTES TO THE FINANCIAL STATEMENTS  
(Continued)

Concentration of Credit Risk – The School District places no limit on the amount that may be invested in any one issuer.

Interest Rate Risk – The School District does not have a formal investment policy that limits investment maturities as a means of managing its exposure to fair value losses arising from increasing interest rates.

Assignment of Investment Income – State law allows income from deposits and investments to be credited to either the General Fund or the fund making the investment. The School District's policy is to credit all income from deposits and investments to the fund making the investment.

### 3. RESTRICTED CASH AND INVESTMENTS

Assets restricted to use for a specific purpose through segregation of balances in separate accounts are as follows:

<u>Amount:</u>	<u>Purpose:</u>
\$ 916,666.71	For Debt Service, by debt covenants

### 4. RECEIVABLES AND PAYABLES

Receivables and payables are not aggregated in these financial statements. The School District expects all receivables to be collected within one year.

### 5. INVENTORY

Inventory in the General Fund consists of expendable supplies held for consumption. Supply inventories are recorded at cost.

Inventory in the proprietary funds is recorded as an asset when acquired. The consumption of inventories is charged to expense as it is consumed. Inventories are recorded at the lower of cost or market, on the first-in, first-out cost flow assumption.

Government-wide Financial Statements:

In the government-wide financial statements, inventory is recorded as an asset at the time of purchase and charged to expense as it is consumed.

Fund Financial Statements:

In the fund financial statements, inventory is recorded as an asset at the time of purchase and charged to expense as it is consumed. Material supply inventories are off-set by nonspendable fund balance which indicates that they do not constitute "available spendable resources" even though they are a component of net current assets.

### 6. PROPERTY TAXES

Property taxes are levied on or before each October 1, attach as an enforceable lien on property as of the following January 1, and are payable in two installments on or before the following April 30 and October 31. The county bills and collects the School District's taxes and remits them to the School District.

See Independent Auditor's Report.

NOTES TO THE FINANCIAL STATEMENTS  
(Continued)

School District property tax revenues are recognized to the extent that they are used to finance each year's appropriations. Revenue related to current year property taxes receivable which is not intended to be used to finance the current year's appropriations and therefore are not susceptible to accrual has been reported as deferred inflows of resources in both the fund financial statements and the government-wide financial statements. Additionally, in the fund financial statements, revenue from property taxes may be limited by any amount not collected during the current fiscal period or within the "availability period."

**7. CHANGES IN CAPITAL ASSETS**

A summary of changes in capital assets for the year ended June 30, 2022, is as follows:

	Balance 07/01/21	Increases	Decreases	Balance 06/30/22
Governmental Activities:				
Capital Assets, not being depreciated:				
Land	63,744.53	132,000.00		195,744.53
Construction Work in Progress	0.00	162,141.20		162,141.20
Total, being depreciated	63,744.53	294,141.20	0.00	357,885.73
Capital Assets, being depreciated:				
Improvements	306,927.83			306,927.83
Buildings	7,367,790.09	67,735.00		7,435,525.09
Machinery & Equipment	1,714,591.78	118,836.00	(520,393.44)	1,313,034.34
Total, being depreciated	9,389,309.70	186,571.00	(520,393.44)	9,055,487.26
Less Accumulated Depreciation for:				
Improvements	(114,670.00)	(17,251.00)		(131,921.00)
Buildings	(1,405,502.00)	(108,246.00)		(1,513,748.00)
Machinery & Equipment	(1,163,149.24)	(115,487.00)	477,442.10	(801,194.14)
Total Accumulated Depreciation	(2,683,321.24)	(240,984.00)	477,442.10	(2,446,863.14)
Total Capital Assets, being depreciated, net	6,705,988.46	(54,413.00)	(42,951.34)	6,608,624.12
Governmental Activity Capital Assets, Net	6,769,732.99	239,728.20	(42,951.34)	6,966,509.85

Depreciation expense was charged to functions as follows:

Governmental Activities:	
Instruction	89,615.00
Support Services	136,106.00
Co-curricular Activities	15,263.00
Total Depreciation Expense - Governmental Activities	240,984.00

NOTES TO THE FINANCIAL STATEMENTS  
(Continued)

	Balance 07/01/21	Increases	Decreases	Balance 06/30/22
Business-Type Activities:				
Capital Assets, being depreciated:				
Machinery & Equipment	62,704.69			62,704.69
Total, being depreciated	62,704.69	0.00	0.00	62,704.69
Less Accumulated Depreciation for:				
Machinery & Equipment	(53,179.69)	(1,527.00)		(54,706.69)
Total Accumulated Depreciation	(53,179.69)	(1,527.00)	0.00	(54,706.69)
Business-Type Activity Capital Assets, Net	9,525.00	(1,527.00)	0.00	7,998.00

Depreciation expense was charged to functions as follows:

Business-Type Activities:	
Food Services	1,527.00
Total Depreciation Expense - Business-Type Activities	1,527.00

Construction Work in Progress at June 30, 2022 is composed of the following:

Project Name	Project Authorization	Expended through 6/30/2022	Committed	Required Future Financing
Multi-Purpose Addition	2,700,000.00	162,141.20	1,951,858.80	586,000.00
Totals	2,700,000.00	162,141.20	1,951,858.80	586,000.00

See Independent Auditor's Report.



NOTES TO THE FINANCIAL STATEMENTS  
(Continued)

8. LONG-TERM LIABILITIES

A summary of the changes in long-term liabilities for the year ended June 30, 2022 is as follows:

	Beginning Balance 7/01/21	Additions	Deletions	Ending Balance 6/30/22	Due Within One Year
Primary Government:					
Governmental Activities:					
Bonds Payable:					
Qualified Zone Academy Bond (QZAB #4)	250,000.00			250,000.00	250,000.00
Qualified Zone Academy Bond (QZAB #5)	325,000.00			325,000.00	0.00
Qualified Zone Academy Bond (QZAB #6)	190,000.00			190,000.00	0.00
Qualified Zone Academy Bond (QZAB #7)	500,000.00			500,000.00	0.00
Capital Outlay Certificates	0.00	1,500,000.00		1,500,000.00	131,206.30
Total Debt	<u>1,265,000.00</u>	<u>1,500,000.00</u>	<u>0.00</u>	<u>2,765,000.00</u>	<u>381,206.30</u>
Accrued Compensated Absences - Governmental Funds	<u>37,114.51</u>	<u>19,967.35</u>	<u>(24,530.52)</u>	<u>32,551.34</u>	<u>20,000.00</u>
Total Primary Government	<u>1,302,114.51</u>	<u>1,519,967.35</u>	<u>(24,530.52)</u>	<u>2,797,551.34</u>	<u>401,206.30</u>

Compensated absences for governmental activities typically have been liquidated from the General Fund.

Liabilities Payable at June 30, 2022, is comprised of the following:

PRIMARY GOVERNMENT

Governmental Activities:

Qualified Zone Academy Bonds (QZAB #4) for School Renovation, Maturity Date February 15, 2023, Interest Rate 1.5 percent, Paid by QZAB Debt Service Fund	\$ 250,000.00
Qualified Zone Academy Bonds (QZAB #5) for School Renovation, Maturity Date December 31, 2024, Interest Rate 1.5 percent, Paid by QZAB Debt Service Fund	\$ 325,000.00
Qualified Zone Academy Bonds (QZAB #6) for School Renovation, Maturity Date May 24, 2027, Interest Rate 4.85 percent (Refundable), Paid by QZAB Debt Service Fund	\$ 190,000.00
Qualified Zone Academy Bonds (QZAB #7) for School Renovation, Maturity Date June 26, 2028, Non-Interest Bearing Note, Paid by QZAB Debt Service Fund	\$ 500,000.00

See Independent Auditor's Report.

NOTES TO THE FINANCIAL STATEMENTS  
(Continued)

Limited Tax General Obligation Capital Outlay Certificates, Series 2022,      \$ 1,500,000.00  
Maturity Date June 1, 2032,  
Interest Rate 2.720 to 4.00 percent,  
Paid by Capital Outlay Fund

Compensated Absences:

Vested Sick Leave:

Vested Sick Leave Balances of Eligible Employees      \$ 32,551.34  
Payment to be made by the fund that the payroll expenditures  
are charged to, which would be the General Fund.

The annual debt service requirements to maturity for all debt outstanding, except for compensated absences, as of June 30, 2022 are as follows:

Annual Requirements to Maturity for Long-Term Debt  
June 30, 2022

Year Ending June 30,	Qualified Zone Academy Bond (QZAB #4)		Qualified Zone Academy Bond (QZAB #5)		Qualified Zone Academy Bond (QZAB #6)	
	Principal	Interest	Principal	Interest	Principal	Interest
2023	250,000.00	300.00		812.50		8,242.30
2024				487.50		8,242.30
2025			325,000.00	162.50		8,242.30
2026						8,242.30
2027					190,000.00	8,242.30
Totals	250,000.00	300.00	325,000.00	1,462.50	190,000.00	41,211.50

Year Ending June 30,	Qualified Zone Academy Bond (QZAB #7)		Limited Tax General Obligation Capital Outlay Certificates, Series 2022		Total	
	Principal	Interest	Principal	Interest	Principal	Interest
2023			131,206.30	41,283.01	381,206.30	50,637.81
2024			136,177.88	36,311.43	136,177.88	45,041.23
2025			139,907.10	32,582.21	464,907.10	40,987.01
2026			143,738.46	28,750.86	143,738.46	36,993.16
2027			147,674.72	24,814.59	337,674.72	33,056.89
2028-2032	500,000.00		801,295.54	72,515.61	1,301,295.54	72,515.61
Totals	500,000.00	0.00	1,500,000.00	236,257.71	2,765,000.00	279,231.71

See Independent Auditor's Report.

NOTES TO THE FINANCIAL STATEMENTS  
(Continued)

9. RESTRICTED NET POSITION

The following table shows the net position restricted for other purposes as shown on the Statement of Net Position:

<u>FUND</u>	<u>Restricted By:</u>	<u>Amount</u>
Capital Outlay	Law	\$ 1,778,308.02
Special Education	Law	241,397.49
SDRS Pension Purposes	Governmental	298,529.79
Debt Service	Accounting Standards	916,666.71
Total Restricted Net Position	Debt Covenants	<u>\$ 3,234,902.01</u>

10. INTERFUND TRANSFERS

Interfund transfers for the year ended June 30, 2022 were as follows:

	<u>Transfers To:</u>		<u>Totals</u>
	<u>QZAB Debt Service Fund</u>	<u>Driver's Education/ Preschool Fund</u>	
<u>Transfers From:</u>			
General Fund		\$ 37,000.00	\$ 37,000.00
Capital Outlay Fund	\$ 87,666.67		87,666.67
Totals	<u>\$ 87,666.67</u>	<u>\$ 37,000.00</u>	<u>\$ 124,666.67</u>

The School District uses transfers to transfer future bond payments to the Debt Service Funds from the Capital Outlay Funds and to transfer from the General Fund to the Driver's Education/Preschool Fund to supplement the operation.

11. DEFERRED INFLOWS AND DEFERRED OUTFLOWS OF RESOURCES

In addition to assets, the statement of financial position reports a separate section for deferred outflows of resources. Deferred outflows of resources represent consumption of net position that applies to a future period or periods. These items will not be recognized as an outflow of resources until the applicable future period.

In addition to liabilities, the statement of financial position reports a separate section for deferred inflows of resources. Deferred inflows of resources represent acquisitions of net position that applies to a future period or periods. These items will not be recognized as an inflow of resources until the applicable future period.

12. PENSION PLAN

Plan Information:

All employees, working more than 20 hours per week during the year, participate in the South Dakota Retirement System (SDRS), a cost sharing, multiple-employer defined benefit pension plan administered by SDRS to provide retirement benefits for employees of the State of South Dakota and its political

NOTES TO THE FINANCIAL STATEMENTS  
(Continued)

subdivisions. The SDRS provides retirement, disability, and survivor benefits. The right to receive retirement benefits vests after three years of credited service. Authority for establishing, administering and amending plan provisions are found in SDCL 3-12. The SDRS issues a publicly available financial report that includes financial statements and required supplementary information. That report may be obtained at <http://www.sdrs.sd.gov/publications.aspx> or by writing to the SDRS, P.O. Box 1098, Pierre, SD 57501-1098 or by calling (605) 773-3731.

Benefits Provided:

SDRS has three different classes of employees, Class A general members, Class B public safety and judicial members, and Class C Cement Plant Retirement Fund members.

Members that were hired before July 1, 2017, are Foundation members. Class A Foundation members and Class B Foundation members who retire after age 65 with three years of contributory service are entitled to an unreduced annual retirement benefit. An unreduced annual retirement benefit is also available after age 55 for Class A Foundation members where the sum of age and credited service is equal to or greater than 85 or after age 55 for Class B Foundation judicial members where the sum of age and credited service is equal to or greater than 80. Class B Foundation public safety members can retire with an unreduced annual retirement benefit after age 55 with three years of contributory service. An unreduced annual retirement benefit is also available after age 45 for Class B Foundation safety members where the sum of age and credited service is equal to or greater than 75. All Foundation retirement benefits that do not meet the above criteria may be payable at a reduced level.

Members that were hired on/after July 1, 2017, are Generational members. Class A Generational members and Class B Generational judicial members who retire after age 67 with three years of contributory service are entitled to an unreduced annual retirement benefit. Class B Generational public safety members can retire with an unreduced annual retirement benefit after age 57 with three years of contributory service. At retirement, married Generational members may elect a single-life benefit, a 60 percent joint and survivor benefit, or a 100 percent joint and survivor benefit. All Generational retirement benefits that do not meet the above criteria may be payable at a reduced level. Generational members will also have a variable retirement account (VRA) established, in which they will receive up to 1.5 percent of compensation funded by part of the employer contribution. VRAs will receive investment earnings based on investment returns.

Legislation enacted in 2017 established the current COLA process. At each valuation date:

- Baseline actuarial accrued liabilities will be calculated assuming the COLA is equal to the long-term inflation assumption of 2.25%.
- If the fair value of assets is greater or equal to the baseline actuarial accrued liabilities, the COLA will be:
  - The increase in the 3<sup>rd</sup> quarter CPI-W, no less than 0.5% and no greater than 3.5%.
- If the fair value of assets is less than the baseline actuarial accrued liabilities, the COLA will be:
  - The increase in the 3<sup>rd</sup> quarter CPI-W, no less than 0.5% and no greater than a restricted maximum such that, that if the restricted maximum is assumed for future COLAs, the fair value of assets will be greater or equal to the accrued liabilities.

All benefits except those depending on the Member's Accumulated Contributions are annually increased by the Cost-of-Living Adjustment.

NOTES TO THE FINANCIAL STATEMENTS  
(Continued)

Contributions:

Per SDCL 3-12, contribution requirements of the active employees and the participating employers are established and may be amended by the SDRS Board. Covered employees are required by state statute to contribute the following percentages of their salary to the plan; Class A Members, 6.0% of salary; Class B Judicial Members, 9.0% of salary; and Class B Public Safety Members, 8.0% of salary. State statute also requires the employer to contribute an amount equal to the employee's contribution. The School District's share of contributions to the SDRS for the fiscal years ended June 30, 2022, 2021, and 2020 were \$128,450.77, \$122,395.90, and \$116,029.68, respectively, equal to the required contributions each year.

Pension Liabilities (Assets), Pension Expense (Revenue), and Deferred Outflows of Resources and Deferred Inflows of Resources to Pensions:

At June 30, 2021, SDRS is 105.52% funded and accordingly has a net pension asset. The proportionate share of the components of the net pension asset of South Dakota Retirement System, for the School District as of the measurement period ending June 30, 2021 and reported by the School District as of June 30, 2022 are as follows:

Proportionate share of pension liability	\$ 12,464,757.49
Less proportionate share of net pension restricted for pension benefits	<u>\$ 13,153,176.36</u>
Proportionate share of net pension liability (asset)	<u><u>\$ (688,418.87)</u></u>

At June 30, 2022, the School District reported a liability (asset) of \$(688,418.87) for its proportionate share of the net pension liability (asset). The net pension liability (asset) was measured as of June 30, 2021 and the total pension liability (asset) used to calculate the net pension liability (asset) was based on a projection of the School District's share of contributions to the pension plan relative to the contributions of all participating entities. At June 30, 2021, the School District's proportion was 0.0889200%, which is an increase (decrease) of 0.0017784% from its proportion measured as of June 30, 2020.

For the year ended June 30, 2022, the School District recognized pension expense (reduction of pension expense) of (\$188,059.13). At June 30, 2022, the School District reported deferred outflows of resources and deferred inflows of resources related to pensions from the following sources:

NOTES TO THE FINANCIAL STATEMENTS  
(Continued)

	Deferred Outflows Of Resources	Deferred Inflows Of Resources
Difference between expected and actual experience.	\$ 24,716.04	\$ 1,804.89
Changes in assumption.	\$ 791,674.69	\$ 344,750.22
Net Difference between projected and actual earnings on pension plan investments.		\$ 983,420.14
Changes in proportion and difference between School district contributions and proportionate share of contributions.	\$ 41.93	\$ 4,797.26
School District contributions subsequent to the measurement date.	<u>\$ 128,450.77</u>	
TOTAL	<u>\$ 944,883.43</u>	<u>\$ 1,334,772.51</u>

\$128,450.77 reported as deferred outflow of resources related to pensions resulting from School District contributions subsequent to the measurement date will be recognized as a reduction of the net pension liability in the year ending June 30, 2023. Other amounts reported as deferred outflows of resources and deferred inflows of resources related to pensions will be recognized in pension expense (revenue) as follows:

Year Ended	
June 30:	
2023	\$ (129,416.08)
2024	\$ (87,919.55)
2025	\$ (24,351.17)
2026	<u>\$ (276,653.05)</u>
TOTAL	<u>\$ (518,339.85)</u>

Actuarial Assumptions:

The total pension liability (asset) in the June 30, 2021 actuarial valuation was determined using the following actuarial assumptions, applied to all periods included in the measurement:

Inflation	2.25 percent
Salary Increases	Graded by years of service, from 6.50% at entry to 3.00% after 25 years of service
Discount Rate	6.50 percent net of plan investment expense. This is composed of an average inflation rate of 2.25% and real returns of 4.25%
Future COLAs	2.25%

Mortality rates were based on 97% of the RP-2014 Mortality Table, adjusted to 2006 projected generationally with Scale MP-2016, white collar rates for females and total dataset rates for males. Mortality rates for disabled members were based on the RP-2014 Disabled Retiree Mortality Table, adjusted to 2006 and projected generationally with Scale MP-2016.

See Independent Auditor's Report.

NOTES TO THE FINANCIAL STATEMENTS  
(Continued)

The actuarial assumptions used in the June 30, 2021 valuation were based on the results of an actuarial experience study for the period of July 1, 2011 to June 30, 2016.

Investment portfolio management is the statutory responsibility of the South Dakota Investment Council (SDIC), which may utilize the services of external money managers for management of a portion of the portfolio. SDIC is governed by the Prudent Man Rule (i.e., the council should use the same degree of care as a prudent man). Current SDIC investment policies dictate limits on the percentage of assets invested in various types of vehicles (equities, fixed income securities, real estate, cash, private equity, etc.). The long-term expected rate of return on pension plan investments was determined using a method in which best-estimate ranges of expected future real rates of return (expected returns, net of pension plan investment expense and inflation) are developed for each major asset class. These ranges are combined to produce the long-term expected rate of return by weighing the expected future real rates of return by the target asset allocation percentage and by adding expected inflation. Best estimates of real rates of return for each major asset class included in the pension plan's target asset allocation as of June 30, 2021 (see the discussion of the pension plan's investment policy) are summarized in the following table using geometric means:

<u>Asset Class</u>	<u>Target Allocation</u>	<u>Long-Term Expected Real Rate of Return</u>
Global Equity	58.0%	4.3%
Fixed Income	30.0%	1.6%
Real Estate	10.0%	4.6%
Cash	2.0%	0.9%
Total	<u>100%</u>	

Discount Rate:

The discount rate used to measure the total pension liability (asset) was 6.50%. The projection of cash flows used to determine the discount rate assumed that plan member contributions will be made at the current contribution rate and that matching employer contributions will be made at rates equal to the member rate. Based on these assumptions, the pension plan's fiduciary net position was projected to be available to make all future benefit payments of current plan members. Therefore, the long-term expected rate of return on pension plan investments was applied to all periods of projected benefit payments to determine the total pension liability (asset).

Sensitivity of liability (asset) to changes in the discount rate:

The following presents the School District's proportionate share of net pension liability (asset) calculated using the discount rate of 6.50 percent as well as what the School District's proportionate share of the net pension liability (asset) would be if it were calculated using a discount rate that is 1-percentage point lower (5.50%) or 1-percentage point higher (7.50%) than the current rate:

	<u>1% Decrease</u>	<u>Current Discount Rate</u>	<u>1% Increase</u>
School District's proportionate share of the net pension liability (asset)	\$1,114,721.43	\$(688,418.87)	\$(2,152,149.06)

See Independent Auditor's Report.

NOTES TO THE FINANCIAL STATEMENTS  
(Continued)

Pension Plan Fiduciary Net Position:

Detailed information about the plan's fiduciary net position is available in the separately issued SDRS financial report.

13. JOINT VENTURES

The School District participates in the Mid-Central Cooperative, a cooperative service unit (co-op) formed for the purpose of providing equal educational opportunity services to the member school districts.

The members of the co-op and their relative percentage participation in the co-op are as follows:

Armour School District No. 21-1	4.68%
Burke School District No. 26-2	6.03%
Colome Consolidated School District No. 59-3	6.45%
Corsica-Stickney School District No. 21-3	6.36%
Ethan School District No. 17-1	6.61%
Gregory School District No. 26-4	10.80%
Kimball School District No. 7-2	8.49%
Mt. Vernon School District No. 17-3	5.64%
Plankinton School District No. 1-1	9.55%
Platte-Geddes School District No. 11-5	13.40%
Wessington Springs School District No. 32-6	9.32%
White Lake School District No. 1-3	3.04%
Wolsey-Wessington School District No. 2-6	9.63%

The co-op's governing board is composed of two representatives from each member school district, who are one administrator of the school on the advisory board and one school board member on the governing board. The board is responsible for adopting the co-op's budget and setting service fees at a level adequate to fund the adopted budget.

The School District retains no equity in the net position of the co-op, but does have a responsibility to fund deficits of the co-op in proportion to the relative participation described above.

Audited financial information is not available for periods after June 30, 2015.

The School District participates in the Core Educational Cooperative, a cooperative service unit (Co-op) formed for the purpose of providing equal educational opportunity services to the member school districts.

The members of the Co-op and their relative percentage participation in the Co-op are as follows:



NOTES TO THE FINANCIAL STATEMENTS  
(Continued)

Armour School District No. 21-1	5.98%
Burke School District No. 26-2	6.13%
Colome Consolidated School District No. 59-3	6.59%
Corsica-Stickney School District No. 21-3	6.29%
Gregory School District No. 26-4	8.74%
Kimball School District No. 7-2	8.28%
Lyman School District No. 42-1	7.52%
Mt. Vernon School District No. 17-3	6.90%
Plankinton School District No. 1-1	9.67%
Platte-Geddes School District No. 11-5	10.74%
Wessington Springs School District No. 32-6	8.44%
White Lake School District No. 1-3	3.98%
Wolsey-Wessington School District No. 2-6	10.74%

The co-op's governing board is composed of two representatives from each member school district, who are one administrator of the school on the advisory board and one school board member on the governing board. The board is responsible for adopting the Co-op's budget and setting service fees at a level adequate to fund the adopted budget.

The School District retains no equity in the net position of the Co-op but does have a responsibility to fund deficits of the Co-op in proportion to the relative participation described above.

Separate financial statements for this joint venture are available from the Core Educational Cooperative.

At June 30, 2022, this joint venture had total assets and deferred outflows of resources of \$2,860,617.90, total liabilities and deferred inflows of resources of \$1,215,183.37, and net position of \$1,645,434.53.

#### 14. RISK MANAGEMENT

The School District is exposed to various risks of loss related to torts; theft of, damage to, and destruction of assets; errors and omissions; injuries to employees; and natural disasters. During the period ended June 30, 2022, the School District managed its risks as follows:

##### Employee Health Insurance:

The School District purchases health insurance from a commercial carrier. Settled claims resulting from these risks have not exceeded the liability coverage during the past three years.

##### Liability Insurance:

The School District purchases liability insurance for risks related to torts; theft of or damage to property; and errors and omissions of public officials from a commercial insurance carrier. Settled claims resulting from these risks have not exceeded the liability coverage during the past three years.

NOTES TO THE FINANCIAL STATEMENTS  
(Continued)

Workmen's Compensation:

The School District purchases liability insurance for workmen's compensation from a commercial carrier. Settled claims resulting from these risks have not exceeded the liability coverage during the past three years.

Unemployment Benefits:

The School District has elected to be self-insured and retain all risk for liabilities resulting from claims for unemployment benefits.

During the year ended June 30, 2022, no claims were paid. At June 30, 2022, no claims had been filed for unemployment benefits and none are anticipated in the next fiscal year.

15. SIGNIFIGANT CONTINGENCIES – LITIGATION

At June 30, 2022, the School District was not involved in any significant litigation.

16. RELATED ORGANIZATION

The Kimball School Foundation was incorporated to promote the further educational development of Kimball School District No. 7-2 students, staff and graduates. The organization is a nonprofit corporation governed by four trustees of which none are appointed by the Kimball School District No. 7-2. The current superintendent of the School District is the President of the Foundation and the Business Manager is the Secretary/Treasurer.

The School District does not control it since the School District does not approve the organization's financial decisions. At this point, the Foundation is accounted for as a trust fund of the School.

Diesel fuel and gas was purchased from Kimball Clark, LLC, a company owned by a member of the School Board, in the amount of \$41,838.72 in Fiscal Year 2022.

Various HVAC work was done with Dakota Heating & Air, a company owned by a member of the School Board, in the amount of \$8,264.67 in Fiscal Year 2022.

17. SUBSEQUENT EVENTS

Management has evaluated whether any subsequent events have occurred through September 21, 2022, the date on which the financial statements were available to be issued.

**REQUIRED SUPPLEMENTARY INFORMATION**  
**KIMBALL SCHOOL DISTRICT NO. 7-2**  
**BUDGETARY COMPARISON SCHEDULE - BUDGETARY BASIS**  
**GENERAL FUND**  
**For the Year Ended June 30, 2022**

	<b>Budgeted Amounts</b>		<b>Actual Amounts</b>	<b>Variance with</b>
	<b>Original</b>	<b>Final</b>	<b>(Budgetary Basis)</b>	<b>Final Budget - Positive (Negative)</b>
<b>Revenues:</b>				
Revenue from Local Sources:				
Taxes:				
Ad Valorem Taxes	1,111,700.00	1,111,700.00	952,928.28	(158,771.72)
Prior Years' Ad Valorem Taxes	0.00	0.00	2,793.63	2,793.63
Utility Taxes	120,000.00	120,000.00	98,658.50	(21,341.50)
Other Taxes	0.00	0.00	24.06	24.06
Penalties and Interest on Taxes	0.00	0.00	826.36	826.36
Earnings on Investments and Deposits	5,000.00	5,000.00	6,998.99	1,998.99
Cocurricular Activities:				
Admissions	115,000.00	115,000.00	243,861.65	128,861.65
Other Revenue from Local Sources:				
Contributions and Donations	0.00	0.00	8,194.70	8,194.70
Charges for Services	0.00	0.00	5,706.28	5,706.28
Other	0.00	0.00	122,863.14	122,863.14
Revenue from Intermediate Sources:				
County Sources:				
County Apportionment	14,000.00	14,000.00	19,173.57	5,173.57
Revenue from State Sources:				
Grants-in-Aid:				
Unrestricted Grants-in-Aid	1,298,034.00	1,298,034.00	1,408,053.66	110,019.66
Restricted Grants-in-Aid	0.00	0.00	4,406.32	4,406.32
Other State Revenue	3,000.00	3,000.00	0.00	(3,000.00)
Revenue from Federal Sources:				
Grants-in-Aid:				
Restricted Grants-in-Aid Received Directly from the Federal Government	0.00	0.00	16,103.00	16,103.00
Restricted Grants-in-Aid Received from Federal Government Through the State	307,992.00	307,992.00	248,556.63	(59,435.37)
<b>Total Revenue</b>	<b>2,974,726.00</b>	<b>2,974,726.00</b>	<b>3,139,148.77</b>	<b>164,422.77</b>
<b>Expenditures:</b>				
Instruction:				
Regular Programs:				
Elementary	790,925.00	790,925.00	801,371.37	(10,446.37)
Middle/Junior High	315,554.00	315,554.00	248,034.40	67,519.60
High School	705,892.00	705,892.00	771,242.19	(65,350.19)
Special Programs:				
Educationally Deprived	114,282.00	114,282.00	132,902.17	(18,620.17)
Support Services:				
Students:				
Attendance and Social Work	26,332.00	26,332.00	23,611.71	2,720.29
Guidance	83,082.00	83,082.00	84,667.16	(1,585.16)
Health	1,200.00	1,200.00	1,148.40	51.60

**REQUIRED SUPPLEMENTARY INFORMATION**  
**KIMBALL SCHOOL DISTRICT NO. 7-2**  
**BUDGETARY COMPARISON SCHEDULE - BUDGETARY BASIS**  
**GENERAL FUND**  
**For the Year Ended June 30, 2022**

	<b>Budgeted Amounts</b>		<b>Actual Amounts</b>	<b>Variance with</b>
	<b>Original</b>	<b>Final</b>	<b>(Budgetary Basis)</b>	<b>Final Budget - Positive (Negative)</b>
<b>Expenditures (continued):</b>				
Support Services:				
Instructional Staff:				
Improvement of Instruction	38,115.00	38,115.00	35,182.46	2,932.54
Educational Media	60,127.00	60,127.00	64,260.27	(4,133.27)
General Administration:				
Board of Education	43,896.00	43,896.00	48,343.71	(4,447.71)
Executive Administration	93,500.00	93,500.00	79,948.15	13,551.85
School Administration:				
Office of the Principal	156,535.00	156,535.00	151,319.34	5,215.66
Other	0.00	0.00	480.61	(480.61)
Business:				
Fiscal Services	94,273.00	94,273.00	98,534.18	(4,261.18)
Operation and Maintenance of Plant	309,423.00	309,423.00	320,230.49	(10,807.49)
Student Transportation Services	160,650.00	160,650.00	152,087.14	8,562.86
Food Services	0.00	0.00	5,753.59	(5,753.59)
Other	12,500.00	12,500.00	12,523.00	(23.00)
Cocurricular Activities:				
Male Activities	35,758.00	35,758.00	35,520.93	237.07
Female Activities	26,797.00	26,797.00	24,615.92	2,181.08
Transportation	21,600.00	21,600.00	13,103.22	8,496.78
Combined Activities	96,338.00	96,338.00	96,670.14	(332.14)
Contingencies	30,000.00	30,000.00		
Amount Transferred		0.00		30,000.00
<b>Total Expenditures</b>	<b>3,216,779.00</b>	<b>3,216,779.00</b>	<b>3,201,550.55</b>	<b>15,228.45</b>
Excess of Revenue Over (Under)				
Expenditures	(242,053.00)	(242,053.00)	(62,401.78)	179,651.22
<b>Other Financing Sources (Uses):</b>				
Transfers Out	0.00	(37,000.00)	(37,000.00)	0.00
<b>Total Other Financing Sources (Uses)</b>	<b>0.00</b>	<b>(37,000.00)</b>	<b>(37,000.00)</b>	<b>0.00</b>
<b>Net Change in Fund Balances</b>	<b>(242,053.00)</b>	<b>(279,053.00)</b>	<b>(99,401.78)</b>	<b>179,651.22</b>
Fund Balance - Beginning	697,659.33	697,659.33	697,659.33	0.00
<b>FUND BALANCE - ENDING</b>	<b>455,606.33</b>	<b>418,606.33</b>	<b>598,257.55</b>	<b>179,651.22</b>

**REQUIRED SUPPLEMENTARY INFORMATION**  
**KIMBALL SCHOOL DISTRICT NO. 7-2**  
**BUDGETARY COMPARISON SCHEDULE - BUDGETARY BASIS**  
**CAPITAL OUTLAY FUND**  
**For the Year Ended June 30, 2022**

	<b>Budgeted Amounts</b>		<b>Actual Amounts</b>	<b>Variance with</b>
	<b>Original</b>	<b>Final</b>	<b>(Budgetary Basis)</b>	<b>Final Budget - Positive (Negative)</b>
<b>Revenues:</b>				
Revenue from Local Sources:				
Taxes:				
Ad Valorem Taxes	901,506.00	901,506.00	932,705.15	31,199.15
Prior Years' Ad Valorem Taxes	0.00	0.00	1,791.74	1,791.74
Penalties and Interest on Taxes	0.00	0.00	414.44	414.44
Earnings on Investments and Deposits	0.00	0.00	8,689.74	8,689.74
Other Revenue from Local Sources:				
Contributions and Donations	0.00	0.00	23,000.00	23,000.00
Other	0.00	0.00	44.68	44.68
Revenue from Federal Sources:				
Grants-in-Aid:				
Restricted Grants-in-Aid Received from Federal Government Through the State	83,500.00	83,500.00	111,531.00	28,031.00
<b>Total Revenue</b>	<b>985,006.00</b>	<b>985,006.00</b>	<b>1,078,176.75</b>	<b>93,170.75</b>
<b>Expenditures:</b>				
Instruction:				
Regular Programs:				
Elementary	4,900.00	4,900.00	3,168.31	1,731.69
Middle/Junior High	8,732.00	8,732.00	8,422.55	309.45
High School	25,172.00	25,172.00	53,581.55	(28,409.55)
Support Services:				
Instructional Staff:				
Educational Media	12,100.00	12,100.00	30,746.47	(18,646.47)
Business:				
Facilities Acquisition and Construction	345,000.00	345,000.00	426,308.40	(81,308.40)
Operation and Maintenance of Plant	138,500.00	138,500.00	13,124.39	125,375.61
Student Transportation Services	91,000.00	91,000.00	71,000.00	20,000.00
Debt Service	98,148.00	98,148.00	25,077.50	73,070.50
Cocurricular Activities:				
Combined Activities	8,000.00	8,000.00	0.00	8,000.00
<b>Total Expenditures</b>	<b>731,552.00</b>	<b>731,552.00</b>	<b>631,429.17</b>	<b>100,122.83</b>
Excess of Revenue Over (Under) Expenditures	253,454.00	253,454.00	446,747.58	193,293.58
<b>Other Financing Sources (Uses):</b>				
Transfers Out	0.00	0.00	(87,666.67)	(87,666.67)
Sale of Surplus Property	0.00	0.00	2,325.00	2,325.00
Proceeds of General Long-Term Liabilities	0.00	0.00	1,500,000.00	1,500,000.00
<b>Total Other Financing Sources (Uses)</b>	<b>0.00</b>	<b>0.00</b>	<b>1,414,658.33</b>	<b>1,414,658.33</b>
<b>Net Change in Fund Balances</b>	<b>253,454.00</b>	<b>253,454.00</b>	<b>1,861,405.91</b>	<b>1,607,951.91</b>
Fund Balance - Beginning	1,416,476.56	1,416,476.56	1,416,476.56	0.00
<b>FUND BALANCE - ENDING</b>	<b>1,669,930.56</b>	<b>1,669,930.56</b>	<b>3,277,882.47</b>	<b>1,607,951.91</b>

**REQUIRED SUPPLEMENTARY INFORMATION**  
**KIMBALL SCHOOL DISTRICT NO. 7-2**  
**BUDGETARY COMPARISON SCHEDULE - BUDGETARY BASIS**  
**SPECIAL EDUCATION FUND**  
**For the Year Ended June 30, 2022**

	<b>Budgeted Amounts</b>		<b>Actual Amounts</b>	<b>Variance with</b>
	<b>Original</b>	<b>Final</b>	<b>(Budgetary Basis)</b>	<b>Final Budget - Positive (Negative)</b>
<b>Revenues:</b>				
Revenue from Local Sources:				
Taxes:				
Ad Valorem Taxes	423,617.00	423,617.00	431,806.17	8,189.17
Prior Years' Ad Valorem Taxes	0.00	0.00	805.85	805.85
Penalties and Interest on Taxes	0.00	0.00	190.75	190.75
Other Revenue from Local Sources:				
Contributions and Donations	0.00	0.00	235.00	235.00
Charges for Services	800.00	800.00	482.00	(318.00)
Revenue from Federal Sources:				
Grants-in-Aid:				
Restricted Grants-in-Aid Received from Federal Government Through the State	101,033.00	101,033.00	101,119.00	86.00
<b>Total Revenue</b>	<b>525,450.00</b>	<b>525,450.00</b>	<b>534,638.77</b>	<b>9,188.77</b>
<b>Expenditures:</b>				
Instruction:				
Special Programs:				
Programs for Special Education	272,564.00	272,564.00	263,205.72	9,358.28
Support Services:				
Students:				
Attendance and Social Work	5,914.00	5,914.00	5,672.16	241.84
Guidance	10,969.00	10,969.00	9,807.84	1,161.16
Psychological	31,010.00	31,010.00	29,050.80	1,959.20
Speech Pathology	71,382.00	71,382.00	71,088.72	293.28
Student Therapy Services	24,087.00	24,087.00	25,096.40	(1,009.40)
Special Education:				
Administrative Costs	33,387.00	33,387.00	33,258.00	129.00
Transportation Costs	1,000.00	1,000.00	100.80	899.20
<b>Total Expenditures</b>	<b>450,313.00</b>	<b>450,313.00</b>	<b>437,280.44</b>	<b>13,032.56</b>
<b>Net Change in Fund Balances</b>	<b>75,137.00</b>	<b>75,137.00</b>	<b>97,358.33</b>	<b>22,221.33</b>
Fund Balance - Beginning	143,850.58	143,850.58	143,850.58	0.00
<b>FUND BALANCE - ENDING</b>	<b>218,987.58</b>	<b>218,987.58</b>	<b>241,208.91</b>	<b>22,221.33</b>

NOTES TO THE REQUIRED SUPPLEMENTARY INFORMATION  
June 30, 2022

Schedules of Budgetary Comparisons for the General Fund  
and for each major Special Revenue Fund with a legally required budget.

Note 1. Budgets and Budgetary Accounting:

The School District followed these procedures in establishing the budgetary data reflected in the financial statements:

1. Prior to the first regular meeting in May of each year the school board causes to be prepared a proposed budget for the next fiscal year according to the budgetary standards prescribed by the Auditor General.
2. The proposed budget is considered by the school board at the first regular meeting held in the month of May of each year.
3. The proposed budget is published for public review no later than July 15 each year.
4. Public hearings are held to solicit taxpayer input prior to the approval of the budget.
5. Before October 1 of each year, the school board must approve the budget for the ensuing fiscal year for each fund, except trust and agency funds.
6. After adoption by the school board, the operating budget is legally binding and actual expenditures of each fund cannot exceed the amounts budgeted, except as indicated by number 8.
7. A line item for contingencies may be included in the annual budget. Such a line item may not exceed 5 percent of the total school district budget and may be transferred by resolution of the school board to any other budget category, except for capital outlay, that is deemed insufficient during the year.
8. If it is determined during the year that sufficient amounts have not been budgeted, state statute allows adoption of supplemental budgets when moneys are available to increase legal spending authority.
9. Unexpended appropriations lapse at year-end unless encumbered by resolution of the school board.
10. Formal budgetary integration is employed as a management control device during the year for the General Fund and special revenue funds.
11. Budgets for the General Fund and special revenue funds are adopted on a basis consistent with generally accepted accounting principles (GAAP).

Note 2. GAAP/Budgetary Accounting Basis Differences:

The financial statements prepared in conformity with USGAAP present capital outlay expenditure information in a separate category of expenditures. Under the budgetary basis of accounting, capital outlay expenditures are reported within the function to which they relate. For example, the purchase of a new school bus would be reported as a capital outlay expenditure on the Governmental Funds Statement of Revenues, Expenditures and Changes in Fund Balances, however in the Budgetary RSI Schedule, the purchase of a school bus would be reported as an expenditure of the Support Services-Business/Student Transportation function of government, along with all other current Student Transportation related expenditures.

REQUIRED SUPPLEMENTARY INFORMATIONSCHEDULE OF THE SCHOOL DISTRICT'S PROPORTIONATE  
SHARE OF THE NET PENSION LIABILITY (ASSET)

## South Dakota Retirement System

\* Last 8 Fiscal Years

	District's proportion of the net pension liability/asset	District's proportionate share of net pension liability (asset)	District's covered- employee payroll	District's proportionate share of the net pension liability (asset) as a percentage of its covered payroll	Plan fiduciary net position as a percentage of the total pension liability (asset)
2022	0.0898920%	\$ (688,419)	\$ 2,033,540	33.85%	105.52%
2021	0.0881136%	\$ (3,827)	\$ 1,933,818	0.20%	100.04%
2020	0.0866088%	\$ (9,178)	\$ 1,835,455	0.50%	100.09%
2019	0.0847209%	\$ (1,976)	\$ 1,761,269	0.11%	100.02%
2018	0.0846075%	\$ (7,678)	\$ 1,737,321	0.44%	100.10%
2017	0.0808765%	\$ 273,193	\$ 1,522,570	17.94%	96.89%
2016	0.0831874%	\$ (352,822)	\$ 1,519,785	23.22%	104.10%
2015	0.0825922%	\$ (595,043)	\$ 1,444,311	41.20%	107.30%

\* The amounts presented for each fiscal year were determined as of the measurement date of the collective net pension liability (asset) which is 6/30 of the previous fiscal year. Until a full 10-year trend is compiled, the School District will present information for those years for which information is available.



REQUIRED SUPPLEMENTARY INFORMATION

## SCHEDULE OF THE SCHOOL DISTRICT CONTRIBUTIONS

## South Dakota Retirement System

\* Last 8 Fiscal Years

	<u>Contractually required contribution</u>	<u>Contributions in relation to the contractually required contribution</u>	<u>Contribution deficiency (excess)</u>	<u>District's covered payroll</u>	<u>Contributions as a percentage of covered payroll</u>
2022	\$ 128,451	\$ 128,451	\$ -	\$ 2,140,837	6.00%
2021	\$ 122,396	\$ 122,396	\$ -	\$ 2,033,540	6.02%
2020	\$ 116,030	\$ 116,030	\$ -	\$ 1,933,818	6.00%
2019	\$ 110,128	\$ 110,128	\$ -	\$ 1,835,455	6.00%
2018	\$ 105,676	\$ 105,676	\$ -	\$ 1,761,269	6.00%
2017	\$ 103,001	\$ 103,001	\$ -	\$ 1,737,321	5.93%
2016	\$ 92,354	\$ 92,354	\$ -	\$ 1,522,570	6.07%
2015	\$ 91,187	\$ 91,187	\$ -	\$ 1,519,785	6.00%

\*Until a full 10-year trend is compiled, the School District will present information for those years for which information is available.

**Notes to Required Supplementary Information  
for the Year Ended June 30, 2022**

Schedule of the Proportionate Share of the Net Pension Liability (Asset) and  
Schedule of Pension Contributions.

**Changes from Prior Valuation**

The June 30, 2021 Actuarial Valuation reflects no changes in actuarial methods from the June 30, 2020 Actuarial Valuation. One change in actuarial assumptions and one plan provision change are reflected and described below.

The details of the changes since the last valuation are as follows:

**Benefit Provision Changes**

Legislation enacted in 2021 reduced the minimum SDRS COLA from 0.5% to 0%. This change will impact the SDRS COLA only when inflation is very low or when a restricted maximum COLA of 0.5% is not affordable. The change had no impact on the current assets or liabilities of SDRS.

**Actuarial Assumption Changes**

The SDRS COLA equals the percentage increase in the most recent third calendar quarter CPI-W over the prior year, no less than 0% (0.5% prior to 2021) and no greater than 3.5%. However, if the FVFR assuming the long-term COLA is equal to the baseline COLA assumption (currently 2.25%) is less than 100%, the maximum COLA payable will be limited to the increase that if assumed on a long-term basis, results in a FVFR equal to or exceeding 100%. That condition existed as of June 30, 2020 and the July 2021 SDRS COLA was limited to a restricted maximum of 1.41%. As of June 30, 2021, the FVFR assuming the COLA is equal to the baseline COLA assumption is greater than 100%. The July 2022 SDRS COLA will equal inflation, between 0% and 3.5%. For the June 30, 2020 Actuarial Valuation, future COLAs were assumed to equal the restricted maximum COLA of 1.41%. For this June 30, 2021 Actuarial Valuation, future COLAs are assumed to equal the baseline COLA assumption of 2.25%.

The change in the COLA assumption increased the Actuarial Accrued Liability by \$1,135 million, or 8.9% of the Actuarial Accrued Liability based on the 1.41% restricted maximum COLA.

Actuarial assumptions are reviewed in depth periodically, with the next experience analysis anticipated before the June 30, 2022 Actuarial Valuation and any recommended changes approved by the Board of Trustees are anticipated to be first implemented in the June 30, 2022 Actuarial Valuation.

**Actuarial Method Changes**

No changes in actuarial methods were made since the prior valuation.

**KIMBALL SCHOOL DISTRICT NO. 7-2**  
**SCHEDULE OF EXPENDITURES OF FEDERAL AWARDS**  
**For the Year Ended June 30, 2022**

Federal Grantor/Pass-Through Grantor Program or Cluster Title	Federal CFDA Number	Pass-Through Entity Identifying Number	Total Federal Expenditures FY 2022
<b>Child Nutrition Cluster:</b>			
US Department of Agriculture Pass-Through Programs From:			
SD Department of Education:			
Non-Cash Assistance (Commodities):			
National School Lunch Program (Note 4)	10.555	20223SD310N1099	18,794.72
Cash Assistance:			
School Breakfast Program (Note 3)(Note 4)	10.553	20223SD310N1099	52,024.85
National School Lunch Program (Note 3)(Note 4)	10.555	20223SD310N1099	197,176.99
Summer Food Service Program for Children (Note 3)(Note 4)	10.559	20223SD310N1101	45,622.71
<b>Total for Child Nutrition Cluster</b>			<b>313,619.27</b>
US Department of Agriculture Pass-Through Programs From:			
SD Department of Education:			
Fresh Fruit and Vegetable Program	10.582		6,947.95
<b>Subtotal US Department of Agriculture - Pass-Through Programs</b>			<b>6,947.95</b>
<b>Total US Department of Agriculture</b>			<b>320,567.22</b>
National Foundation on the Arts and Humanities - Pass-Through Programs From:			
SD Department of Education:			
COVID-19 Grants to States	45.310		15,000.00
SD Department of Tourism:			
Promotion of the Arts - Partnership Agreements	45.025		3,208.68
<b>Total National Foundation on the Arts and Humanities</b>			<b>18,208.68</b>
<b>Special Education Cluster:</b>			
US Department of Education - Pass-Through Programs From:			
SD Department of Education:			
Special Education - Grants to States (IDEA, Part B)	84.027A	H027A210091	79,025.00
COVID 19-Special Education - Grants to States (IDEA, ARP-611)	84.027X	H027A210091	19,245.00
Special Education - Preschool Grants (IDEA Preschool)	84.173A	H173A210091	1,145.00
COVID 19-Special Education - Preschool Grants (IDEA ARP-619)	84.173X	H173A210091	1,704.00
<b>Total for Special Education Cluster</b>			<b>101,119.00</b>
US Department of Education - Direct Programs:			
Rural Education	84.358		16,103.00
<b>Subtotal for US Department of Education - Direct Programs</b>			<b>16,103.00</b>
US Department of Education - Pass-Through Programs From:			
SD Department of Education:			
Title I Grants to Local Educational Agencies	84.010A	S010A210041	114,975.00
Career and Technical Education - Basic Grants to States	84.048A	V048A210048	655.00
Supporting Effective Instruction State Grants	84.367A	S367A210039	21,342.00
School Support and Academic Enrichment Grants	84.424A	S424A210043	11,114.00
COVID-19 Elementary and Secondary School Emergency Relief Fund-ESSER II(Note 4)	84.425D		186,845.00
<b>Subtotal US Department of Education - Pass-Through Programs</b>			<b>334,931.00</b>
<b>Total US Department of Education</b>			<b>351,034.00</b>
<b>GRAND TOTAL</b>			<b>\$790,928.90</b>

**KIMBALL SCHOOL DISTRICT NO. 7-2**  
**SCHEDULE OF EXPENDITURES OF FEDERAL AWARDS**  
**For the Year Ended June 30, 2022**

**Note 1: *Basis of Presentation***

The accompanying Schedule of Expenditures of Federal Awards (the "Schedule") includes the federal award activity of the School District under programs of the federal government for the year ended June 30, 2022. The information in this Schedule is presented in accordance with the requirements of Title 2 U.S. Code of Federal Regulations Part 200, Uniform Administrative Requirements, Cost Principles, and Audit Requirements for Federal Awards (Uniform Guidance). Because the Schedule presents only a selected portion of the operations of the School District, it is not intended to and does not present the financial position, changes in net position, or cash flows of the School District.

**Note 2: *Summary of Significant Accounting Policies***

Expenditures reported on the Schedule are reported on the modified accrual basis of accounting. Such expenditures are recognized following the cost principles contained in the Uniform Guidance, wherein certain types of expenditures are not allowable or are limited as to reimbursement. Negative amounts shown on the Schedule represent adjustments or credits made in the normal course of business to amounts reported as expenditures in prior years. The School District has elected to use the 10-percent de minimis indirect cost rate as allowed under the Uniform Guidance.

**Note 3: *Federal Reimbursement***

Federal reimbursements are not based upon specific expenditures. Therefore, the amounts reported here represent cash received rather than federal expenditures.

**Note 4: *Major Federal Financial Assistance Program***

This represents a Major Federal Financial Assistance Program.